

**AHLCON INTERNATIONAL SCHOOL**  
**MAYUR VIHAR PHASE-1, DELHI- 110091**  
**FOUNDATION STAGE – 2**

**CLASS-I**  
**SUMMER VACATION ASSIGNMENT**

# SUMMER FUN



*Dear Parents,*

*Summer break is a welcome break. A break from fixed routines, rules and regulations of the school. We get freedom to do things and freedom brings more responsibility. We have planned our activities keeping this in mind! Please guide your children in exploring their creativity, completing their homework, which would further help them in channelizing their energy in a productive and positive manner. It is our prime responsibility to maintain a positive environment and below are few suggestions and activities to make your child's long summer break productive and fruitful.*

**1) Establish Educational Structure -**

Make a timetable for structured activities as well as free time learning for better discipline and behaviour. Including physical exercise on each day can help children cope up with anxiety and effectively channelize their extra energy at home.

**2) Communication Skills Play a Pivotal Role-**

- Spend time together talking to your child and do listen patiently. Try conversing in English to help them be comfortable with the language and teach the correct pronunciation and usage.
- Encourage your child to share ideas, ask questions and help them in learning new vocabulary words when they are stuck or at times when they are saying sentences.

**3) Knowledge is Power-**

- Cultivate in your child daily reading habit. Do read bedtime stories or allow them free reading time.
- Read aloud to your child and pause occasionally to ask questions about the story.

**4) Honing Pre-Writing Skills**

Encourage on finishing the work in a set time period for enhancing the speed and accountability. Strokes / Patterns / Colouring i.e. neatness, correct formation, uniformity in proper slant and distancing of strokes/pattern.

**5) Make Them More Independent by teaching them activities like:**

- Folding their mats, aprons, and clothes.
- Learning to wear shoes and socks; Buttoning and unbuttoning the shirt.
- Removing the dishes after eating and washing them.
- Keeping back the toys, shoes, books, etc. properly in shelves or cabinets.
- Doing small chores like; laying out the table, dusting, cleaning windows, making their own bed, tidying the room, dressing up on their own.

**6) My Surroundings – My Responsibility**

- Encourage your child to raise a plant by planting seeds.
- Save water by closing the tap, Switching off lights/fans /TV after every use.
- Keep surroundings and environment clean by not littering. Do not throw anything out of the window, car or balcony. Always throw garbage in the dustbin.

7) **Spending Quality Time Together**

- Have all the meals with your child. Teach them the importance of food and make them realize how lucky they are as many children do not get even one-time meal. Therefore, they must not waste food.
- Play and teach them a new game which you enjoyed playing in your childhood.
- Find out how your child would like to spend time with you.

8) **Outings: Learning Beyond Book-**

- Plan educational as well as entertaining Indoor/Outdoor activities for your child. Take them to places of his/her interest e.g.– children’s park, zoo, garden, monuments, museum, etc.
- Take them to visit their grandparents and let them strengthen the bond. Their love and emotional support is very important for your child. Let them learn the importance of relationships.

9) **Keeping It Positive-**

- Children are likely to follow their routine if we give them positive instructions and lots of praises/appreciation for what they do right. This will reassure them that you love and care.
- Let your kids have a diverse balanced time watching their favourite cartoon, reading books, drawing, colouring, painting, and helping you in household chores.
- At the end of each day, ask your child to take a minute to think about one positive or fun thing they did today. Don’t forget to praise them for what they did well today by saying that you are a star!

Ahlcon strongly believes that the key for Sustainable Development is the management of environmental and human resources. We have always focused on the immediate challenges of Sustainable Development by providing the best educational practices to our students. We have been trying to expose children to interesting, innovative activities so that they become lifelong learners.

*United Nations proposed 2030 agenda for Sustainable Development Goals which includes a set of 17 Goals. Like last year, this year again, we carry forward our endeavor to work and support these UNSDGs.*

*The activities are designed in such a way that children will be engaged in creative and fruitful pursuits during the summer break. **Kindly avoid using glitter in any form in the assignment sheets given to you as we have pledged ‘NOT TO USE GLITTER’ / GLITTER TAPE / SPARKLE / SPARKLE SHEETS. This resolution has been taken as a step towards saving environment.***


*We wish you have a great summer vacation full of joy and sunshine. Don’t forget to bring memories from the beautiful places you are visiting. We wish you and your ward a very rejuvenating vacation.*

**Please note the following general information:**

**Summer Vacation:** The summer vacation begins from **15.05.2023 to 02.07.2023**. The school shall resume w.e.f. **Monday, 03.07.2023**.

**My Summer Activity Sheets:** We will be emailing the activity sheets which are specially planned and designed by the teachers. We are sure children will find it quite engaging and enjoyable. It will also be posted on our blog <https://www.ahlconinternational.com/blog/category/foundationstage/> for **Classes- Nursery to II** which you can download and get the work done.

Looking forward to your support. Stay safe!! Stay healthy!!



Pooja Shandilya  
Assistant Headmistress



Sanjay Yadav  
Principal

## AHLCON'S JADUI PITARA (Inspired by NEP 2020)



Children in the foundational stage learn most effectively through engaging actively with the material around them using all their senses. To enable this rich sensorial experience carefully chosen Teacher Learning Materials play an essential role.

As per National Curriculum Framework for foundational stage (NCF-FS), Jaadui Pitara is learning – teaching material designed for children aged 3 to 8 years old, consisting of play books, toys, puzzles, flashcards, story books and worksheets.

### *Ahlcon's Jaadui Pitara Activities*

*(Khul ja sim sim....)*

### Activity-1

### Topic- Online Games

**Guidelines** - Children to sit with the parents and enjoy some online games from the links given below-

- <https://wordwall.net/resource/3677609> <https://wordwall.net/resource/18488880>  
<https://wordwall.net/resource/15980322> <https://wordwall.net/resource/19643147>  
<https://wordwall.net/resource/22562782> <https://wordwall.net/resource/3522536>  
<https://wordwall.net/resource/6687291> <https://wordwall.net/resource/19931829>  
<https://wordwall.net/resource/14156166>

### Activity-2

### Topic- Story Telling

**Aim** – To inculcate good moral values through stories.

**Guidelines** - Grandparents/ Parents to sit with the child and narrate any Panchtantra stories in Hindi or English. Discuss about the moral values of each story. Help your child to make a puppet to support his / her story and encourage them to narrate the story in their own words. Later, Students will read or listen short stories from e-books.  
(Links are given below)


- <https://www.storyjumper.com/book/read/110963642>  
<https://www.storyjumper.com/book/read/111283582>  
<https://youtu.be/uEKPJKiwM6o>  
<https://youtu.be/k1jrsfifxd4>

- After reading or listening stories, child can choose any one story of his/ her choice and make a story board on A-3 sheet.

**Guidelines for Story Board** –

1. Divide the A-3 sheet into 4 equal boxes as shown below.
2. Children will create scene with thumb printing / tearing and pasting / drawing and colouring using their own imagination.

Scene 1	Scene 2
Scene 3	Scene 4



Sample of Thumb printing

- Encourage your child to narrate the story with a twisted moral using the story board to their friends when they join back school.

## Activity - 3

उद्देश्य : कविता वाचन कौशल का विकास ।

### Group A के लिए निर्देश -

'तितली' विषय पर नीचे दी गई कविता बच्चों को याद करने में सहायता करें। साथ ही तितली का मुखौटा बनाने में भी मदद करें। इसे आप किसी डंडे पर भी लगा सकते हैं। छुट्टियों के बाद जब छात्र स्कूल आएँगे तो इस मुखौटे को साथ लाएँगे तथा कविता वाचन करेंगे।



### Group B के लिए निर्देश -

'पतंग' विषय पर नीचे दी गई कविता बच्चों को याद करने में सहायता करें। साथ ही एक सुन्दर व रंग-बिरंगी पतंग भी बनाएँ। छुट्टियों के बाद जब छात्र स्कूल आएँगे तो इस पतंग को साथ लाएँगे तथा कविता वाचन करेंगे।



## Activity – 4

## Topic- Shapes

**Guidelines:** Children will watch the story on Under Water Life (SDG-14) using the link given below. They are well aware of the different geometrical shapes like circle, square, triangle, rectangle, oval etc. Use A3 size sheet and help your child to create the under water scene (Sample given below) by using cut-outs of different shapes. You can decorate it as per your own creativity and resources available.

Enjoy watching the story of underwater Life.

**Link - Story – ‘The Water World’** <https://youtu.be/DdGxgDc6g0s>





WORKSHEET – 1

**Aim-** To make child familiar with Naming Word.

**Guidelines -** Look at the following pictures and write the names in the table given below-

*girl*



*bus*



*home*



*rabbit*



*mall*



*queen*



*ice-cream*



*drum*



*zebra*



*zoo*



*doctor*



*bird*




Person	Place	Animal	Thing
1.	1	1	1
2.	2	2	2
3.	3	3	3

**WORKSHEET – 2**  
**TOPIC- THIS / THAT**

**Aim-** To recapitulate the concept of ‘This’ and ‘That’.

**Guidelines -** Look at the pictures carefully and fill in the blanks using ‘This’ and ‘That’–

1. \_\_\_\_\_ is a book.



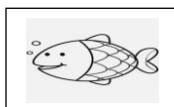
2. \_\_\_\_\_ is a school.



3. \_\_\_\_\_ is a football.



4. \_\_\_\_\_ is a fish.




5. \_\_\_\_\_ is a leaf.




6. \_\_\_\_\_ is a big card.



7. \_\_\_\_\_ is a rabbit.








8. \_\_\_\_\_ is a butterfly.



**Aim –** To enhance the knowledge of phonics.

**Guidelines –** Observe the given pictures carefully and choose the correct ‘ch’ and ‘sh’ sound.

★ Match the picture with the right square and write in the blank :

1		ch	_____air
		sh	
2		ch	_____eep
		sh	
3		ch	_____ick
		sh	
4		ch	_____orts
		sh	
5		ch	tea_____er
		sh	

## WORKSHEET – 3

**Aim-** To develop vocabulary and writing skills.

**Guidelines –** Read the words which are given and frame simple sentences with them.

1. book- \_\_\_\_\_

2. tree - \_\_\_\_\_

3. shop - \_\_\_\_\_

4. table - \_\_\_\_\_

5. nest - \_\_\_\_\_

6. mango- \_\_\_\_\_

7. school- \_\_\_\_\_

8. kite- \_\_\_\_\_

9. flower- \_\_\_\_\_

10. shell- \_\_\_\_\_

# WORKSHEET -4

**Aim-** To develop the knowledge of phonics and vocabulary.

**Guidelines –** Read aloud the four words given in each part and circle the odd one out.

## Rhyming Words Fun!



Circle the word in each box that does not rhyme with the other words.

1	dust	just	must	lick
2	husk	gist	rusk	musk
3	truck	deck	peck	check
4	ink	thank	sink	pink
5	sick	tick	block	wick



Write a word that rhymes with the given word.

mist	<hr/> <hr/> <hr/>
sank	<hr/> <hr/> <hr/>
drunk	<hr/> <hr/> <hr/>

block	<hr/> <hr/> <hr/>
back	<hr/> <hr/> <hr/>
sock	<hr/> <hr/> <hr/>



## विषय - हिन्दी

### वर्कशीट - 1

उद्देश्य – 'आ' मात्रा का अभ्यास ।

निर्देश – चित्र देखकर खाली जगह भरिए व कहानी पूरी करिए ।















एक  ..... था। घर की   
..... पर  ..... के पेड़ की छाया  
थी। राम छाया में बैठकर  .....  
पढ़ता था। एक बार एक  .....  
राम के ऊपर गिरा। राम के  .....  
खराब हो गए। राम  ..... पर  
जाकर नहाया। फिर  .....  
छा गए। पानी बरसा। राम ने बारिश में  
एक  ..... रख दिया। टब  
भर गया।



## वर्कशीट - 2

उद्देश्य - वर्तनी का अभ्यास ।

निर्देश - नीचे दिए गए चित्रों को पहचान कर इनके नाम लिखिए ।

	-----		-----
	-----		-----
	-----		-----
	-----		-----
	-----		-----
	-----		-----
	-----		-----

## वर्कशीट - 3

उद्देश्य - वाक्य रचना का अभ्यास।

निर्देश - नीचे दिए गए शब्दों से वाक्य रचना कीजिए।

1. बादल- -----

2. हिरन- -----

3. साइकिल- -----

4. सितार- -----

5. चिड़िया- -----

6. गिलास- -----

7. छाता- -----

8. गाजर- -----

9. पाठशाला- -----

10. नारियल- -----

## वर्कशीट - 4

उद्देश्य - वर्तनी का अभ्यास।

निर्देश - सही वर्ण चुनकर शब्द पूरे कीजिये।

कि

ली

दी

ती

ड़ि

मि

रि

वि

टी



चि  या



तित



बा  श



धर



सान



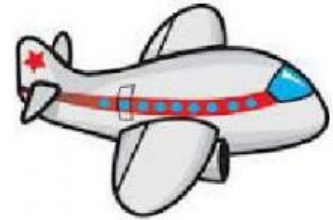
न



ठाई



सी



मान





# SUBJECT - MATHS

## Worksheet – 1

Aim - To give thorough practice of forward counting.


Guidelines : Help the caterpillar reach his food.

		1	2	3	6
		9	10	4	5
1	9	1	8	7	6
12	11	10	9	7	18
13	14	15	11	5	15
15	17	16	3		
5	18	19	20		

Worksheet – 2

Aim - To enrich numerical skills.

Guidelines : Join the dots in correct sequence from 1-30 and colour the picture.




## Worksheet – 3


Aim: To give practice of addition on number line.

Guidelines – Add on the number line.

a)  $5 + 6 =$




b)  $7 + 6 =$



c)  $9 + 8 =$



d)  $11 + 3 =$



e)  $4 + 12 =$



## Worksheet – 4

**Aim - To give more practice of vertical addition.**

**Guidelines : Add the following -**

$$\begin{array}{r} \text{T} \quad \text{O} \\ \quad 1 \\ + \quad 2 \\ \hline \end{array}$$

\_\_\_\_\_

$$\begin{array}{r} \text{T} \quad \text{O} \\ \quad 2 \\ + \quad 6 \\ \hline \end{array}$$

\_\_\_\_\_

$$\begin{array}{r} \text{T} \quad \text{O} \\ \quad 1 \\ + \quad 7 \\ \hline \end{array}$$

\_\_\_\_\_

$$\begin{array}{r} \text{T} \quad \text{O} \\ \quad 2 \\ + \quad 3 \\ \hline \end{array}$$

\_\_\_\_\_

$$\begin{array}{r} \text{T} \quad \text{O} \\ \quad 7 \\ + \quad 2 \\ \hline \end{array}$$

\_\_\_\_\_

$$\begin{array}{r} \text{T} \quad \text{O} \\ \quad 2 \\ + \quad 5 \\ \hline \end{array}$$

\_\_\_\_\_

$$\begin{array}{r} \text{T} \quad \text{O} \\ \quad 8 \\ + \quad 1 \\ \hline \end{array}$$

\_\_\_\_\_

$$\begin{array}{r} \text{T} \quad \text{O} \\ \quad 3 \\ + \quad 3 \\ \hline \end{array}$$

\_\_\_\_\_

$$\begin{array}{r} \text{T} \quad \text{O} \\ \quad 5 \\ + \quad 2 \\ \hline \end{array}$$

\_\_\_\_\_

$$\begin{array}{r} \text{T} \quad \text{O} \\ \quad 0 \\ + \quad 4 \\ \hline \end{array}$$

\_\_\_\_\_

$$\begin{array}{r} \text{T} \quad \text{O} \\ \quad 7 \\ + \quad 1 \\ \hline \end{array}$$

\_\_\_\_\_

$$\begin{array}{r} \text{T} \quad \text{O} \\ \quad 1 \\ + \quad 1 \\ \hline \end{array}$$

\_\_\_\_\_

$$\begin{array}{r} \text{T} \quad \text{O} \\ \quad 1 \\ + \quad 7 \\ \hline \end{array}$$

\_\_\_\_\_

$$\begin{array}{r} \text{T} \quad \text{O} \\ \quad 2 \\ + \quad 6 \\ \hline \end{array}$$

\_\_\_\_\_

$$\begin{array}{r} \text{T} \quad \text{O} \\ \quad 2 \\ + \quad 2 \\ \hline \end{array}$$

\_\_\_\_\_

$$\begin{array}{r} \text{T} \quad \text{O} \\ \quad 0 \\ + \quad 5 \\ \hline \end{array}$$

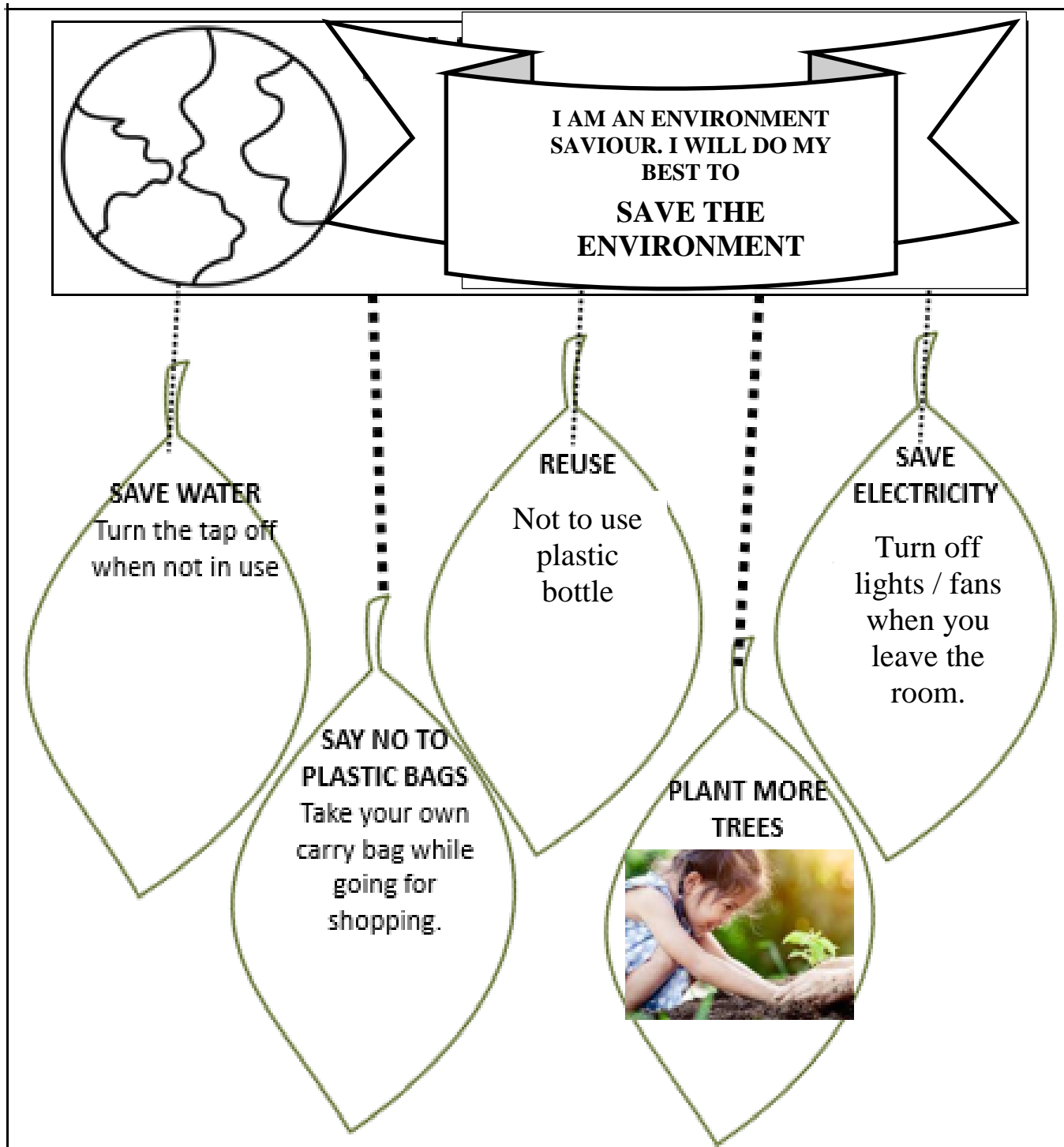
\_\_\_\_\_

**Subject:** Life Skills

**Topic:** World Environment Day (5<sup>th</sup> June) (SDG-13)

**Aim:** To create awareness about reduce, reuse and recycle of old goods to save the environment. (SDG-12)

**Task:** On this Environment Day, encourage your child to create something from waste material available in your house such as used plastic bottles, paper cups, plastic spoons, beads, buttons, CDs, waste cardboard, shoebox, empty matchbox, etc. and do our planet a favour. It would be a great idea to reuse these wastes to create and decorate a wall hanging to show what you can do to protect the environment. You can encourage the child to develop the good habits, click their pictures and paste them to make a beautiful wall hanging. Example is given below for your reference. You can help your child to create 'I am an environment saviour'.



**Subject:** Moral Values

**Topic:** Father's Day (18<sup>th</sup> June)

**Aim:** To develop the sense of importance of 'Father's Day'.

**Guidelines:** Father's Day is a celebrated of honoring fathers / grandfathers and celebrating fatherhood, paternal bonds and the influence of fathers / grandfathers in society. It is celebrated worldwide to recognize the contribution they make in the lives of their children. It is observed on the third Sunday in June. This year it is on 18<sup>th</sup> June. So, on this Father's Day, help your child in making a card for father / grandfather and show love and affection to them. Send the card after the summer break.



## 31 DAYS CHALLENGE

### DAY 1

Draw an emoji to express your feelings and discuss with your parents why you feel so.

### Day -4

Make a sandwich or healthy salad

### DAY 7

Decorate your face mask.

### Day - 10

Talk to a friend.

### DAY 13

Try to make your bed yourself.

### Day - 16

Draw a beautiful scenery and colour it

### DAY 19

Spend time doing your favourite hobby

### Day - 22

Go for evening walk with your parents / grandparents and discuss about the things you see in nature.

### DAY 25

On Yoga Day, practice any 2 yoga asanas with their name and proper posture

### DAY 28

Learn greeting words in any four different language

### DAY 2

Share picture of your last outing with your family members.

### DAY 5

Clean your study table

### DAY 8

Do some stretches in the morning.

### DAY 11

Listen to your favourite song and dance to it.

### Day - 14

Go to the bed an hour earlier than normal

### DAY 17

Plant and adopt a tree on World Environment Day.

### Day - 20

Look in the mirror and record a short video mentioning your likes / dislikes and send it to your class teacher.

### DAY 23

Keep a bird feeder in your balcony click a photo with it

### Day - 26

Help someone needy around you in your own way

### DAY 29

Help your elders in laying the table and serve the food.

### DAY 31

Learn to read the weekly flow and timetable and be independent in setting up your bag for school

### DAY 3

Wear your favourite outfit.

### Day -6

Watch a funny movie/ show

### DAY 9

Water the plants in your house

### Day - 12

Read a story book

### DAY 15

Wake up early and click your picture at sunrise time

### Day - 18

Make a video call to your grandparents / distant relative & talk to them.

### DAY 21

Read / listen to the stories of children who are bravery award winners

### DAY 24

Learn to put on your shoes, socks and belt

### DAY 27

Learn and use 4 magic words (sorry, thank you, please and excuse me) in daily vocabulary.

### DAY 30

Check the growth of your plant and put some manure in it.



# Homework Superstar Award



This award is being presented to  
\_\_\_\_\_

for completing all homework on time during the month  
of \_\_\_\_\_.

Keep up the good work!