

AHLCON INTERNATIONAL SCHOOL
MAYUR VIHAR PHASE-1, DELHI- 110091
FOUNDATION STAGE – 2

CLASS-II
SUMMER VACATION ASSIGNMENT



“Children are the priority. Change is the reality. Collaboration is the strategy.”

Dear Parents,

Summer break is a welcome break. A break from fixed routines, rules and regulations of the school. We get freedom to do things and freedom brings more responsibility. We have planned our activities keeping this in mind! Please guide your children in exploring their creativity, completing their homework, which would further help them in channelizing their energy in a productive and positive manner. It is our prime responsibility to maintain a positive environment and below are few suggestions and activities to make your child's long summer break productive and fruitful.

1) *Establish Educational Structure -*

Make a timetable for structured activities as well as free time learning for better discipline and behaviour. Including physical exercise on each day can help children cope up with anxiety and effectively channelize their extra energy at home.

2) *Communication Skills Play a Pivotal Role-*

- Spend time together talking to your child and do listen patiently. Try conversing in English to help them be comfortable with the language and teach the correct pronunciation and usage.
- Encourage your child to share ideas, ask questions and help them in learning new vocabulary words when they are stuck or at times when they are saying sentences.

3) *Knowledge is Power-*

- Cultivate in your child daily reading habit. Do read bedtime stories or allow them free reading time.
- Read aloud to your child and pause occasionally to ask questions about the story.

4) *Honing Pre-Writing Skills*

Encourage on finishing the work in a set time period for enhancing the speed and accountability. Strokes / Patterns / Colouring i.e. neatness, correct formation, uniformity in proper slant and distancing of strokes/pattern.

5) *Make Them More Independent by teaching them activities like:*

- Folding their mats, aprons, and clothes.
- Learning to wear shoes and socks; Buttoning and unbuttoning the shirt.
- Removing the dishes after eating and washing them.
- Keeping back the toys, shoes, books, etc. properly in shelves or cabinets.
- Doing small chores like; laying out the table, dusting, cleaning windows, making their own bed, tidying the room, dressing up on their own.

6) ***My Surroundings – My Responsibility***

- Encourage your child to raise a plant by planting seeds.
- Save water by closing the tap, Switching off lights/fans /TV after every use.
- Keep surroundings and environment clean by not littering. Do not throw anything out of the window, car or balcony. Always throw garbage in the dustbin.

7) ***Spending Quality Time Together***

- Have all the meals with your child. Teach them the importance of food and make them realize how lucky they are as many children do not get even one-time meal. Therefore, they must not waste food.
- Play and teach them a new game which you enjoyed playing in your childhood.
- Find out how your child would like to spend time with you.

8) ***Outings: Learning Beyond Book-***

- Plan educational as well as entertaining Indoor/Outdoor activities for your child. Take them to places of his/her interest e.g.– children’s park, zoo, garden, monuments, museum, etc.
- Take them to visit their grandparents and let them strengthen the bond. Their love and emotional support is very important for your child. Let them learn the importance of relationships.

9) ***Keeping It Positive-***

- Children are likely to follow their routine if we give them positive instructions and lots of praises/appreciation for what they do right. This will reassure them that you love and care.
- Let your kids have a diverse balanced time watching their favourite cartoon, reading books, drawing, colouring, painting, and helping you in household chores.
- At the end of each day, ask your child to take a minute to think about one positive or fun thing they did today. Don’t forget to praise them for what they did well today by saying that you are a star!

Ahlcon strongly believes that the key for Sustainable Development is the management of environmental and human resources. We have always focused on the immediate challenges of Sustainable Development by providing the best educational practices to our students. We have been trying to expose children to interesting, innovative activities so that they become lifelong learners.

United Nations proposed 2030 agenda for Sustainable Development Goals which includes a set of 17 Goals. Like last year, this year again, we carry forward our endeavor to work and support these UNSDGs.

*The activities are designed in such a way that children will be engaged in creative and fruitful pursuits during the summer break. **Kindly avoid using glitter in any form in the assignment sheets given to you as we have pledged ‘NOT TO USE GLITTER’ / GLITTER TAPE / SPARKLE / SPARKLE SHEETS. This resolution has been taken as a step towards saving environment.***


We wish you have a great summer vacation full of joy and sunshine. Don't forget to bring memories from the beautiful places you are visiting. We wish you and your ward a very rejuvenating vacation.


Please note the following general information:

Summer Vacation: The summer vacation begins from **15.05.2023 to 02.07.2023**. The school shall resume w.e.f. **Monday, 03.07.2023**.

My Summer Activity Sheets: We will be emailing the activity sheets which are specially planned and designed by the teachers. We are sure children will find it quite engaging and enjoyable. It will also be posted on our blog <https://www.ahlconinternational.com/blog/category/foundationstage/> for **Classes-Nursery to II** which you can download and get the work done.

Looking forward to your support. Stay safe!! Stay healthy!!


Pooja Shandilya
Assistant Headmistress


Sanjay Yadav
Principal

GENERAL GUIDELINES

SUBJECT – ENGLISH

- Practice making simple and meaningful sentences from simple words.
- Read short stories regularly and try to narrate those stories in your own words to your parents / grandparents / siblings.
- Revise all the grammar concepts done in the month of April – May 2023.

विषय : हिंदी

- सरल वाक्य रचना का अभ्यास करें ।
- पंचतंत्र की रोचक कहानियाँ पढ़ें ।
- वर्णमाला व गिनती 1 से 20 तक याद करें ।
- कक्षा में पढ़ाए गए विषयों का अभ्यास करें ।
- अपने घर की बालकनी में नन्हे मेहमानों जैसे - चिड़िया, कबूतर के लिए दाना व पानी प्रतिदिन रखें ।

SUBJECT- MATHS

- Do five sums of Addition with regrouping and Subtraction without regrouping each of two-digit numbers everyday.
- Practice drawing plane shapes (rectangle, square, triangle and circle) and revise their properties.

REVISE THE CONCEPTS BY DOING FOLLOWING PAGES IN THE LEARNING RESOURCE-

- ✚ ENGLISH- Page Nos.- 1, 2, 4, 14, 20, 24, 57 and 58
- ✚ HINDI- Page Nos.- 3, 5, 6 and 7
- ✚ MATHS- Page Nos.- 1 to 5, 8, 9, 15 and 18

AHLCON'S JADUI PITARA (Inspired by NEP 2020)



Jadui Pitara Scheme in NCF is a learning-teaching material designed for children consisting of playbooks, toys, puzzles, posters, storybooks and worksheets. It aims to enrich the learning-teaching environment, making it child-centric, lively and joyful. To make the students creative and competent in reading, a few links have been provided.

We at Ahlcon, have created Ahlcon's Jadui Pitara for a joyful learning journey during the holidays.

Encourage your ward to explore the given links and present any story after the summer vacations in English/Hindi in a creative manner using any kind of prop such as headgear, face mask, puppets, story board, poster etc.

Reading and Online Games links-

<https://www.adaptedmind.com>

<https://www.roomrecess.com/pages/ReadingGames.html>

https://www.abcya.com/games/hold_the_phone

<https://www.safekidgames.com/puzzle-games/>

Reading links-

Tumblebooks

Storynory

FunBrain

Reading and sharing stories help children to enrich their vocabulary and develop early literacy skills. Listening to stories help them to be empathetic, stimulates curiosity and imagination among the children. The invent of Jadui Pitara under NEP 2020 also aims at supporting the role of technology in education, thereby, enhancing the above-mentioned skills.

Based on the stories watched through the links, shared in Ahlcon's Jadui Pitara, help your ward to do the following project-based activities.

SUBJECT-ENGLISH

Activity-1

Topic-Number Nouns

Name of the Activity- Movie Nouns

Learning Outcome-

- To recapitulate, singular and plural nouns.
- To give more factors of converting singular nouns to plural nouns.

Material required-

- Two A4 size coloured pastel sheets to make the cut outs of popcorn boxes.
- Crayons/pencil colours/sketch pens.
- Fevicol
- Two A4 size, white sheet to make cut-outs of popcorns.

Steps to be followed-

1. Make two cut-outs for popcorn boxes each for singular and plural nouns and also the cut-outs of popcorns (as shown in the reference image)
2. Find out the common nouns from the story that you have watched/read from Ahlcon's Jadui Pitara.
3. Now write the singular nouns and their plural nouns on the popcorn cut-outs in a bold, neat and legible handwriting and paste in correct popcorn boxes.



कहानियों का हमारे जीवन में बहुत महत्व है। जादुई पिटारे में बच्चों के लिए दिलचस्प कहानियाँ व कविताएँ अपनी मातृभाषा में सुनें व एक 'संज्ञा कठपुतली' अपने अभिभावकों की सहायता से बनाएँ।

विषय-हिंदी

गतिविधि-2

उपविषय- संज्ञा

गतिविधि का नाम- संज्ञा कठपुतली

उद्देश्य :

- छात्रों को संज्ञा प्रयोग में सक्षम बनाना
- छात्रों की कल्पना शक्ति का विस्तार
- रचनात्मक अभिव्यक्ति को विकसित करना
- मौखिक अभिव्यक्ति पर बल।

आवश्यक सामग्री- रंग-बिरंगे कागज़ के टुकड़े, पुरानी बोतल, पुराने बटन, रिबन आदि।

परियोजना: अभिभावक संज्ञा विषय का प्रयोग व भाषा ज्ञान पर बल देते हुए संज्ञा कठपुतली बनवाएँ।

निर्देश:

1. घर में प्रयोग होने वाले सुंदर व रंग-बिरंगे कागज़ के टुकड़े, पुरानी बोतल लें।
2. इन वस्तुओं को नवीन रूप देते हुए एक आकर्षक कठपुतली बनाएँ।
3. अब संज्ञा शब्दों का प्रयोग करते हुए एक स्वरचित लघु कविता की रचना करें व ग्रीष्मावकाश के बाद कक्षा में अपनी कठपुतली को दर्शाते हुए कक्षा में कविता का वाचन करें।



Numerous stories of Jadui Pitara also aim at instilling love for the animals around them because these stories are an excellent way to build moral values in children like honesty, kindness, and respect.

So, keeping in mind the values taught by these stories, students will choose any one story out of Ahlcon's Jadui Pitara and create a Jungle Scene using different 2D Plane Shapes.

SUBJECT – MATHEMATICS

Topic – 2D Plane Shapes

Name of the Activity - The Jungle Scene


Learning Outcome: To reinforce the concept of plane shapes and enhance creativity of the children.

Material Required:

A-3 size pastel sheet or old calendar, fevicol, crayons, waste material like old cards, newspaper, old magazine paper.

Steps to be followed-

- Make cut-outs of plane shapes (2-D shapes) for e.g., square, rectangle, circle etc. using waste material.
- Now using the above cut-outs, create trees/ wild animals/birds of your choice.
- Create background of a jungle using crayons on the A3 size sheet. Paste the above cut-outs on the sheet.
- The Jungle Scene is ready.



WORKSHEET-1

Subject- English

Topic- Punctuation

Learning Outcome- To reinforce the topic 'Punctuation'.

Guidelines - Rewrite each sentence correctly by using capital letters, commas (,), full stop (.), and Question marks (?).

The Zoo

Q1. Rewrite the sentences using Punctuation marks -

1. rahul is going to the zoo


2. rahul wants to see the lion

3. dad takes rahul to see the lion

4. rahul saw a monkey hippo and a lion at the zoo

5. where did rahul go

Q2. Colour the picture of Zoo-



WORKSHEET-2

Subject- English

Topic- Unseen Passage

Learning Outcome – To enable students to read and comprehend the given text.

Guidelines- Read the given passage carefully. After reading the passage find the answers to the questions given. Write the answers in the given lines neatly.



In a thick jungle there lived a big lion. He was very strong. He was the king of the jungle. All the other animals were afraid of him. They would run and hide, when they heard the lion roar.

Answer the questions given below.

Q. Where did the lion live?

A. _____

Q. Was the lion strong or weak?

A. _____

Q. Which animal was the king of the jungle?

A. _____

Q. What did the other animals do when the lion roared?

A. _____

WORKSHEET-3

Subject- English

Topic- Creative Writing

Learning Outcome- To develop creative expression and writing skills of students.

Guidelines- Observe the picture carefully. Write at least 7-8 sentences about the picture.



WORKSHEET-4

Subject- English

Topic- Naming Words

Learning Outcome- To reinforce the concept of Naming words.

Guidelines- Students will tick the Naming Words in the first part of the question and fill in the blanks using those words in the second part of the question.

A. Tick the Naming words in the given box –

apple	crayon	swim	chair	student	write
shoes	laugh	playground	story	beautiful	car

B. Now, use the above Naming words in the given sentences –

1. Sohil is a good _____.
2. The teacher told an interesting _____.
3. I need blue _____ for my art project.
4. I have brought an _____ for lunch.
5. He has a big red _____.
6. I have a new pair of _____.
7. There is a table and _____ in my room.
8. There are many new swings in the _____.

अभ्यास पत्र -1

विषय : हिंदी

उपविषय : अपठित गद्यांश

उद्देश्य: बौद्धिक कौशल का विकास

निर्देश : दिए गए गद्यांश को ध्यानपूर्वक पढ़िए | बाद में दिए गए प्रश्नों के उत्तर लिखिए |

एक चिड़िया थी | उसने एक पोटली बना ली और अच्छा या बुरा जो भी उसके साथ होता था, वह एक छोटा सा पत्थर उस पोटली में डाल देती थी | कुछ ही दिनों में उसकी पोटली बहुत भारी हो गई | जिस कारण वह चिड़िया उड़ नहीं पा रही थी | कुछ और दिन बीतने पर उसका चलना फिरना भी मुश्किल हो गया | हम भी अगर पुरानी बुरी बातों को भूलकर आगे नहीं बढ़ेंगे, तो हम कभी आने वाले समय का आनंद नहीं ले पाएँगे |

प्रश्न- चिड़िया पोटली में क्या डालती थी ?

उत्तर- _____

प्रश्न- चिड़िया क्यों नहीं उड़ पा रही थी?

उत्तर- _____

प्रश्न- कुछ और दिन बीतने पर क्या हुआ ?

उत्तर- _____

प्रश्न- इस गद्यांश से हमें क्या शिक्षा मिलती है ?

उत्तर- _____

प्रश्न- विलोम शब्द लिखो -

अच्छा- _____

छोटा- _____

प्रश्न- दिए गए शब्दों के वाक्य बनाए-

पोटली- _____

पत्थर- _____

मुश्किल- _____

अभ्यास पत्र -2

विषय : हिंदी

उपविषय : चित्र लेखन

उद्देश्य: कल्पना शक्ति व शब्द भंडार का विकास | अपने विचारों को व्यक्त करना सीखना |

निर्देश : दिए गए चित्र को ध्यानपूर्वक देखिए |

निम्न सहायक शब्दों का प्रयोग करते हुए 7-8 सरल व अर्थपूर्ण वाक्यों की रचना कीजिए।



सहायक शब्द -

पौधों, घर, सफ़ाई, फूल, पत्ते,
बच्चे, पक्षी, हरियाली, पेड़

अभ्यास पत्र -3

विषय : हिंदी

उपविषय : द्वित्वाक्षर

उद्देश्य: छात्रों को भाषा ज्ञान में सुदृढ़ बनाना।

निर्देश : रिक्त स्थानों को द्वित्व व्यंजन शब्दों द्वारा पूरा करें।



1. सड़क किनारे एक आदमी _____ बेच रहा था।



2. _____ ने सारा दूध पी लिया।



3. लड़की _____ कूद रही है।



4. इस पेड़ से _____ गिर रहे हैं।



5. हाथी को _____ बहुत पसंद है।



6. भारत की राजधानी _____ है।



7. यह _____ क्यों रो रहा है?

द्वित्व व्यंजन

दो समान व्यंजन ध्वनियों से बने संयुक्त व्यंजन द्वित्व व्यंजन कहलाते हैं। इनके उदाहरण हैं-

च् + च = च्च	- सच्चा, कच्चा, बच्चा
क् + क = क्क	- पक्का, चक्का, सिक्का
त् + त = त्त	- कुत्ता, पत्ता, छत्ता
व् + व = व्व	- गव्वा, रव्वा, चव्वर
ट् + ट = ट्ट	- भुट्टा, पट्टा
न् + न = न्न	- अन्न, भिन्न, पन्ना

अभ्यास पत्र -4

विषय : हिंदी

उपविषय : संज्ञा

उद्देश्य: छात्रों को संज्ञा विषय में निपुण बनाना ।

निर्देश : चित्र को ध्यान से देखकर खाली स्थान भरो ।



1.दूध पी रही है ।
2. की छत लाल है ।
3.पेड़ के पास खड़ा है ।
4. घर के पास..... रखी है ।
5. घर में दोहै ।
6. आकाश मेंउड़ रहे है ।

किसी व्यक्ति, प्राणी, वस्तु, स्थान के नाम को संज्ञा कहते हैं ।
जैसे - राम, बोतल, लाल किला, मोर, अध्यापिका, मेज़, दिल्ली, तितली

WORKSHEET-1

Subject- Mathematics

Topic- Number Names and Comparing Numbers

Learning Outcome- To enable students to practice number names.

To reinforce the topic of comparison of numbers.

Guidelines- Follow the given instructions and write the answers.

Q1. Write the number names for the given numerals-

47 _____

152 _____

197 _____

200 _____

189 _____

175 _____

Q2. Compare the numbers and put (<, >, =)

176	○	94	160	○	106
190	○	109	174	○	145
37	○	128	193	○	194
167	○	167	133	○	133
192	○	174	118	○	181

WORKSHEET-2

Subject- Mathematics

Topic- Place Value and Expanded Form

Learning Outcome- To develop understanding of the place value of a digit by looking at its place.

Guidelines- Follow the given instructions and write the answers.

PLACE VALUE

Q1. Write the Place Value of the underlined digit in the given numbers-

124 2 Tens or 20

185 _____ or _____

172 _____ or _____

109 _____ or _____

136 _____ or _____

153 _____ or _____

Q2. Write the Expanded Form-

179	1 hundreds + 7 Tens + 9 ones
106	
193	
180	
125	
168	


WORKSHEET-3

Subject- Mathematics

Topic- Plane Shapes

Learning Outcome- To enable children to identify different plane shapes and understand their properties.

Guidelines- Identify, write the numbers and names of the plane shapes. Colour the picture using your creativity.



My hat has:

_____ circles

_____ rectangles

_____ squares

_____ triangles

My face has:

_____ circles

_____ triangles

_____ squares

My arms are:

My body is a:

My legs are:

My feet are:


WORKSHEET-4

Subject- Mathematics


Topic- Addition with and without regrouping

Learning Outcome- To enable children to interpret information and solve the story sums by writing proper statements.


Guidelines- Solve the given story sums by writing proper statements.

Q1. 150 tigers were found in a wildlife sanctuary. After some days, 234 more tigers joined them.  How many tigers in total were there in the wildlife sanctuary?

Ans. _____

Q2. In a fish tank, there are 224 large fishes and 198 small fishes. How many total fishes are there in the tank? 

Ans. _____

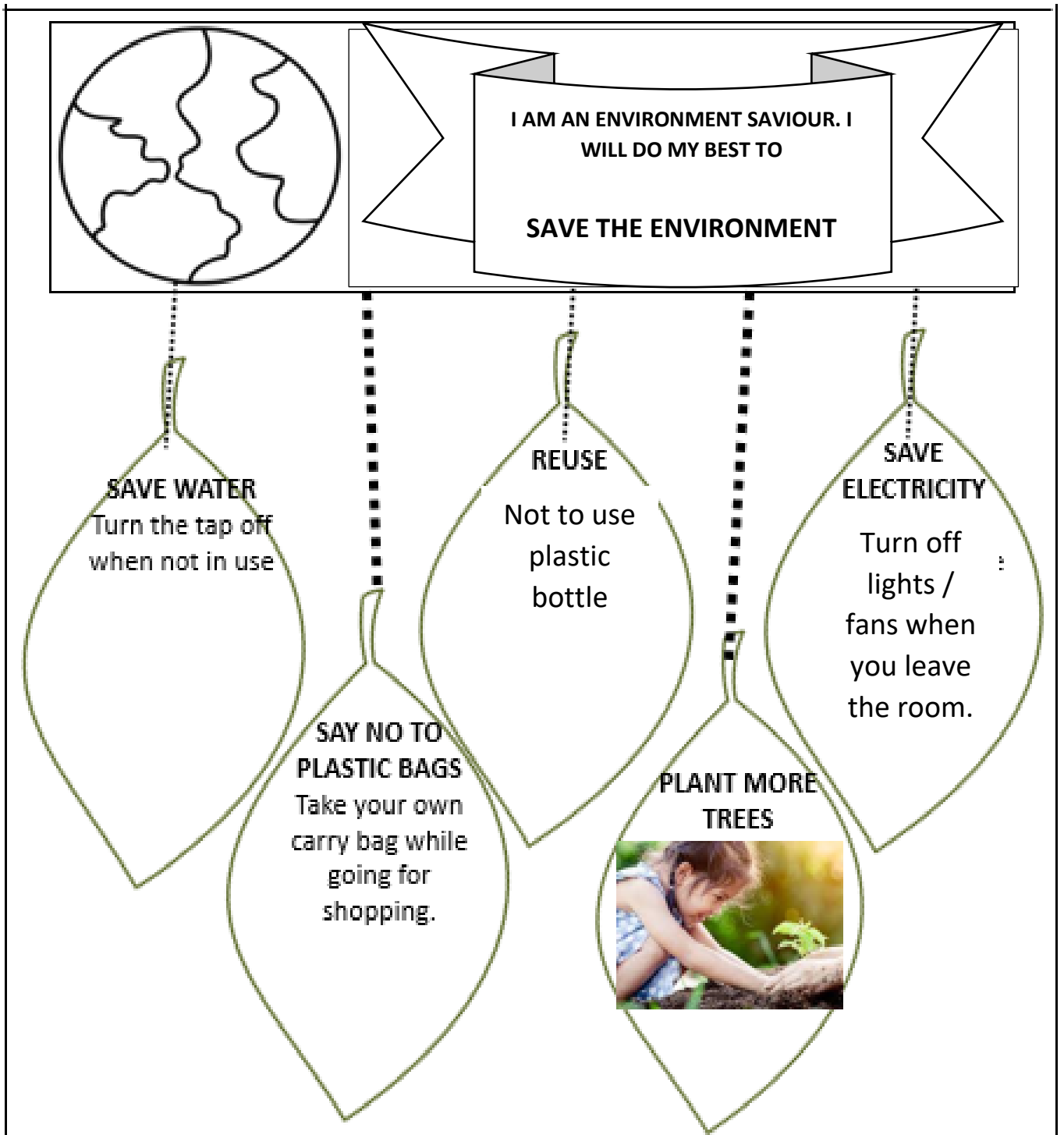
Q3. Sana went to the flower shop. She bought 120 sticks of rose flowers, 135 lilies and 125 orchids. How many sticks of flowers did she buy in all? 

Ans. _____

Q4. Add the following- 1) 121 Eclairs + 23 Pulse = _____ toffees.
2) 45 Dairy Milk + 67 Kit-Kat = _____ chocolates

Aim: To create awareness about reduce, reuse and recycle of old goods to save the environment. (SDG-12)

Task: On this Environment Day, encourage your child to create something from waste material available in your house such as used plastic bottles, paper cups, plastic spoons, beads, buttons, CDs, waste cardboard, shoebox, empty matchbox, etc. and do our planet a favour. It would be a great idea to reuse these wastes to create and decorate a wall hanging to show what you can do to protect the environment. You can encourage the child to develop the good habits, click their pictures and paste them to make a beautiful wall hanging. Example is given below for your reference. You can help your child to create 'I am an environment saviour'.



Subject: Moral Values

Topic: Father's Day (18th June)

Aim: To develop the sense of importance of 'Father's Day'.

Guidelines: Father's Day is a celebrated of honoring fathers / grandfathers and celebrating fatherhood, paternal bonds and the influence of fathers / grandfathers in society. It is celebrated worldwide to recognize the contribution they make in the lives of their children. It is observed on the third Sunday in June. This year it is on 18th June. So, on this Father's Day, help your child in making a card for father / grandfather and show love and affection to them. Send the card after the summer break.



31 DAYS CHALLENGE

DAY 1
Draw an emoji to express your feelings and discuss with your parents why you feel so.

Day -4
Make a sandwich or healthy salad

DAY 7
Decorate your face mask.

Day -10
Talk to a friend.

DAY 13
Try to make your bed yourself.

Day -16
Draw a beautiful scenery and colour it

DAY 19
Spend time doing your favourite hobby

Day -22
Go for evening walk with your parents / grandparents and discuss about the things you see in nature.

DAY 25
On Yoga Day, practice any 2 yoga asanas with their name and proper posture

DAY 28
Learn greeting words in any four different language

DAY 2
Share picture of your last outing with your family members.

DAY 5
Clean your study table

DAY 8
Do some stretches in the morning.

DAY 11
Listen to your favourite song and dance to it.

Day -14
Go to the bed an hour earlier than normal

DAY 17
Plant and adopt a tree on World Environment Day.

Day -20
Look in the mirror and record a short video mentioning your likes / dislikes and send it to your class teacher.

DAY 23
Keep a bird feeder in your balcony click a photo with it

Day -26
Help someone needy around you in your own way

DAY 29
Help your elders in laying the table and serve the food.

DAY 31
Learn to read the weekly flow and timetable and be independent in setting up your bag for school

DAY 3
Wear your favourite outfit.

Day -6
Watch a funny movie/ show

DAY 9
Water the plants in your house

Day -12
Read a story book

DAY 15
Wake up early and click your picture at sunrise time

Day -18
Make a video call to your grandparents / distant relative & talk to them.


DAY 21
Read / listen to the stories of children who are bravery award winners

DAY 24
Learn to put on your shoes, socks and belt

DAY 27
Learn and use 4 magic words (sorry, thank you, please and excuse me) in daily vocabulary.

DAY 30
Check the growth of your plant and put some manure in it.





HOMWORK AWARD

This award is presented to

Teacher Grade Date

