

AHLCON INTERNATIONAL SCHOOL

MAYUR VIHAR PHASE-1, DELHI-110091

PREPARATORY

Session – 2023-24


CLASS - 3



HOMEWORK

Name: _____

Class: _____



don't forget
to do your
homework!



Dear Students

WOW Summer Break is here!!!

Let's cheer for the 3R's- Rejuvenation, Relaxation and Rebonding

Let's Practice the 3P's-Practice, Polish and Perfect our Concepts

It is the time to relax, rejuvenate and play

Summer vacations begin from 13th May

We will eagerly wait for that lovely day

when you are back in campus to make our days lively and gay.

At home sleep, study, enjoy and have lot of fun,

play indoor games, spend quality time, away from sun.

Read for a while, don't forget to do a page of writing

Spread happiness and joy, and keep shining

Summer vacations are round the corner and spell fun, frolic and ice creams for complete one month. While fun is indispensable, constructive activities and fruitful occupation of your time is of utmost importance. It paves the way towards a bright future for you and a progressive learning graph. Keeping this in mind, we have designed holiday homework to fire your imagination while exciting you to explore, discover and reinvent. Please keep in mind that everything should be neatly written and not printed. Your work should be your own and not done by an adult. Of course! Your elders can guide you, but what comes to us should be in your own hand writing. Ensure timely completion of the given assignment. Remember a well presented 'Holiday Homework' fetches you a prize.

Dear Parents

Greetings! Wishing you a happy summer! May the good sunshine of this season fill your life with glee and glow and bring your heart love and laughter. Holidays are time when you can connect with your child in many ways. As parents are the first and the most important teacher for a child, we can encourage our child to participate in many educational activities at home and promote his/her quest to learn. Working together will help your child build confidence, learn to reason and develop skills necessary for his/her education.

Here are a few activities planned to encourage students to explore, engage and enjoy while they learn a lot! Waiting to listen to them as they share their memories once they are back to school! Have a safe and joyous vacation!

Let's make these Holidays Special

Gear up and utilize your time in the best possible manner. Go ahead with some unique fun activities with your kids.

1) **Health, Hygiene & Morning Blessings-**‘**Healthy mind resides in a healthy body.**’ So, start your day early and set a routine even during vacations. Practice yoga and meditation. In addition, you and your little one can spend some quality time playing, cycling, swimming to keep yourself fit and healthy.

2) **Language Enhancement-** Encourage your child to converse in English. Choose any one object from your surroundings every day. Let the child speak few lines on it.

3) **Social and Emotional Connections** -Tell the child about your childhood, share incidents from the past and show him/her old family albums. This will strengthen the bond between you and your child. Let your child help in household chores like cleaning windows, filling water bottles, laying table, arranging toys, watering the plants etc.

4) **Family Time and Pursue a Hobby-** Vacation is a welcome break! So why not utilize this golden period for family reunion and reiterate your family ties with your kids and relatives. Spend quality time with grandparents and cousins. Help your child utilize time in doing things they always wanted to do like playing any musical instrument, painting, singing etc.

5) **Books are our Best Friends-** Book is a gift you can open again and again. Encourage your child to read age-appropriate books.

6) **Celebrations-**Plant a tree on your birthdays and Anniversaries. Plan an Eco-friendly birthday this year. Distribute some gifts to the needy.

7) **Promote Life Skills-Make your child more independent** -by teaching him/her various activities like: buttoning shirt, tying shoe laces, packing school bag, keeping belongings back in place, laying the table for dinner, arranging shoes

in the shoe rack, filling the water bottles, switching off lights and fans when not in use.

8) **Keep Updated**-Develop a habit of reading the newspaper daily. Discuss about the latest happenings around the world with your ward.

9) **Integrated Project**- In accordance with the guidelines of CBSE we are incorporating integrated project-based learning wherein students will prepare projects for all the subjects based on a **common theme**. This endeavour has been taken up with the objective of inculcating the approach of integrating diverse subjects or fields and the spirit of collaborative learning.

10) **Assessment**- Holiday H.W. Projects will be considered as part of F.A. in all the subjects. Children are requested to complete the activities and submit to their subject teachers.

Syllabus and Date Sheet for PT-1 is already mailed to you.

*All the activities and the use of internet for doing the activities to be done strictly under the supervision of parents.

Please note the following general information:

Summer Vacation: The summer vacation begins from Saturday, 13.05.2023 to Sunday, 02.07.2023. The school shall resume w.e.f. Monday, 03.07.2023

My Summer Activity Sheets: We will be emailing the activity sheets which are specially planned and designed by the teachers. We are sure children will find it quite engaging and enjoyable. It will also be **posted on our blog** - <https://www.ahlconinternational.com/blog/category/primary/> for Classes 3 to 5 from which you can download and get the work done.

**We wish you all a very rejuvenating vacation!
Enjoy, Enrich and Empower!!!**

With Warm Regards



**Kavita Shah
(Headmistress)**

LIFE SKILL ACTIVITIES (Classes 3 to 5)

Vacations not only give you a chance to relax and bond with your kids, but they also provide an opportunity for your children to learn valuable life skills and lessons that will serve them well for years to come.

Here are few suggested activities which may be already be in practice with many, however we could use this time to re-emphasize the values and skills of greater significance in life.

WEEK - 1				
BETTER SOCIAL BEHAVIOUR	NURTURE INDEPENDENCE	HOST A QUIZ NIGHT	EFFECTIVE SOLUTIONS TO PROBLEMS	NIGHT UNDER THE STARS
Right from wishing a pleasant morning, to sharing day to day stories, childhood stories can help them connect with you better.	Ask them to make their bed. Also, you can teach them to make their own milk and breakfast or clear their cupboards.	This can be a great way to get the family together. Fix a date and theme, and let your family prepare for it and participate	What shall we do if mum has to go out and a stranger visits home? Or how can we help our elderly neighbours if they are alone? These are some real life situations that need an instant solution. Prepare your kids for them through discussions on solutions.	This will allow you to talk about stars and teach them some constellations. Get a big tent, some hot chocolate, and popcorns and spend the night under the stars in garden or balcony.

WEEK - 2				
MANAGE TIME	PRACTICE GARDENING	LEARN EMERGENCY NUMBERS	BE COMPASSIONATE	BAKE A SWEET TREAT TO ENJOY
An excellent way to help them learn and manage time is to give them time-specific tasks. There are fun ways in which the kid can learn to manage their time – like keeping a log of their time spent on playing, studying or using gadgets.	Gardening is a great life skill to nurture from a young age. Gardening allows learners to become more responsible in caring for their plants. Gardening also exposes learners to a better understanding of the natural world and all of its elements.	Knowing the emergency numbers ensures that your child is equipped with the knowledge of who to contact in differing emergencies.	Through life skills education, kids can learn to appreciate what they have and share it with others. Encourage them to volunteer in simple social causes or take them with you if you are volunteering.	Baking requires students to pay attention to detail, work methodically and employ lots of patience in waiting for their baked goodies.


WEEK - 3

LEARN GROCERY SHOPPING SKILLS	LEARN ABOUT KITCHEN SAFETY	PLAN A PICNIC	TEACH KIDS TO SEW A BUTTON	COUNT MONEY AND MAKE CHANGE
Grocery shopping helps improve planning and budgeting abilities.	Kitchen safety should be practiced at all times. Learning about how to best work within the kitchen allows students to avoid causing any hazards or being subject to the consequences thereof.	Let your kids pack lunch for everyone on your next outing. Write out a menu, count the water bottles, find the ice packs, etc.	Basic sewing skills and the attention to detail that is required whilst engaged in tasks, help learners develop fine motor skills and self-control as well as focus and patience.	Counting money and learning how to give correct amounts of change, is a skill that everyone should be equipped with.

WEEK - 4

BASIC FIRST AID	FAMILY TRAVEL LIFE SKILLS	EMOTIONAL REGULATION	GO FIRELESS	VISIT A MUSEUM
Teach your children how to reduce their pain or minimize the consequences of injury until an ambulance arrives.	<ul style="list-style-type: none"> • Learning to work as a team is skill even parents have to practice and refine. • Travel is the perfect training ground to learn leadership and teamwork. 	<ul style="list-style-type: none"> • The ability to regulate one's emotions is another vital life skill and goes hand-in-hand with resilience. • When things aren't going well or the way he or she wants, your child needs to learn how to keep his or her emotions in check instead of throwing an almighty temper tantrum. 	<ul style="list-style-type: none"> • Encourage kids to be the chefs and prepare fireless dishes, shakes etc. 	<ul style="list-style-type: none"> • Holiday time is a great time to visit a museum. Many museums offer unique exhibits and activities geared towards kids during the holidays. This is an excellent way for kids to learn about different cultures and traditions.

**THESE ARE SKILLS
WE CAN TAKE
WHEREVER WE GO IN
LIFE, NO MATTER
WHAT WE DO.**



Note – The values / skills mentioned for a particular week can be repeated in other weeks too as per the requirement.

SUBJECT-ENGLISH

THEME – MORAL VALUES



There is a famous quote on Character and Value, *“If wealth is lost, nothing is lost; if health is lost, something is lost; when a character is lost, all is lost”*. - *Billy Graham*.

Having moral values means having strong roots. For trees, healthy roots mean healthy leaves and branches. And for people, strong roots of healthy values means good thoughts and healthy life.

Moral values are important components of any individual’s character and they should be taught right from childhood. The importance of teaching values to children is that it helps them to choose the right way. Moral values give a child the right direction which helps them to get accepted and respected in the society.

Moral values play an essential role in any student's life. They help build a positive character with traits such as compassion, respect, kindness, and humility. They can make students distinguish between right and wrong or good and bad. They may also help in boosting their self -confidence and help them stay positive in difficult situations.

So this year our theme for Grade -3 Holiday Homework is Moral Values. The assignments and projects in all the subjects will be based on this theme.

A. GENERAL INSTRUCTIONS TO STUDENTS:

- Don't forget to write your name, class & section on each worksheet.
- Do the work on your own with minimum help from your parents. Do not opt for any professional help.
- Read the newspaper daily to keep yourself updated.
- Write in a neat and legible handwriting.
- Revise whatever you have learnt in the class.
- Don't waste the resources.

B. LEARN A TON, READING IS FUN !

Here's how we all can make our summer vacation more exhilarating and creative!

- ❖ Read the newspaper and solve English crosswords and puzzles given in the newspaper as well.
- ❖ Form your **WORD FOR THE DAY** notebook, write a word everyday with its meaning and make a sentence with it. *The richness and beauty of English language can only be appreciated and valued by exploring the depth and vastness of the same. And what better time to explore, understand and utilize the huge repository than the Summer Break.*

Read books to discover lots of new things. Cultivating good reading habit not only enhances the knowledge acquired but also develops the vocabulary, language skills and improves spelling. Read as many English story books as you can during the summer vacation and make a record of it in your Portfolios with the name of the book, author's name and the date when you finished reading the book.

Here is a list of books you must read:

- ***The Angry River by Ruskin Bond***
- ***The Blue Umbrella by Ruskin Bond***
- ***The Cherry Tree by Ruskin Bond***
- ***Charlotte's Web by E.B. White***
- ***Who did Patrick's Homework by Carol Moore***
- ***Wolstencroft The Bear by Karen Lewis***
- ***The Cherry Tree by Ruskin Bond***
- ***The Giving Tree - animated story by Shell Silverstein***
- ***Have You Filled A Bucket Today? By Carol McCloud***

Wish you a Happy Reading!!!!

WORKSHEET-1

NAME: _____ CLASS: _____ SEC: _____ ROLL NO.: _____

THEME – Moral Values

Note – For all the students

TOPIC: Creative Writing related to ‘Respect’

LEARNING OBJECTIVE:

- To enable the child to be respectful towards his/her surroundings.
- To help in language development through creative expression.

Q. Write a few lines about how you show respect towards the following:

Respect for Friends

Respect for Places

Respect for Things

Respect for Elders

Respect for Siblings

Q2- Match the correct columns-

Manners

Match the question with the correct response

1. What should you say if you walk in front of someone?

Are You Ok?

2. Letting someone use something you are using is called?

I'm Sorry!

3. When you ask for something you say?

Respect

4. When you receive something you say?

Nice to Meet You!

5. When you receive a gift you send a what?

Thank You!

6. If your parents ask you to do something, you show them what?

Please!

7. If you make someone else upset or sad, you say?

Thank You Card

8. If someone is having a bad day and you see them upset, you ask?

Sharing!

9. When you meet someone you say?

Excuse Me!

WORKSHEET - 3



NAME _____ CLASS- III SEC _____ ROLLNO. _____

THEME–Moral Values

Note – For all the students

TOPIC: Unseen Passage Worksheet related to ‘Honesty’

LEARNING OBJECTIVE: To enhance the students’ knowledge related to ‘Honesty’.

Read the given passage and answer the questions-

Once upon a time, there was a little boy named Timmy. He loved to play games and have fun with his friends, but sometimes he would tell little lies to make himself look better. One day, Timmy found a shiny coin on the sidewalk. He knew it belonged to his friend, but instead of giving it back, he kept it for himself. Timmy thought it was no big deal, but deep down, he knew he had done something wrong. As the days went on, Timmy noticed that he couldn't stop thinking about the coin. He started to feel guilty and knew he had to do the right thing. So, he went to his friend and apologized for keeping the coin. Timmy's friend forgave him, and Timmy felt a weight lifted off his shoulders. He realized that being honest was the right thing to do, and it made him feel good inside. From that day on, Timmy made a promise to always tell the truth, no matter what.

Q1. What did Timmy love to do?

Q2. What did Timmy find in the sidewalk?

Q3. Why did he feel guilty?

Q4. What did he realize?

Q5. Write opposites of the given words-

- a. love- _____
- b. honest- _____
- c. good- _____
- d. stop- _____

Q6. Read the sentences and put a tick in correct column if a person is honest or dishonest-

- a- Sam cheats in his spelling test.
- b- Ben ate the cookies and blamed his sister.
- c- Kelly told her mother that she broke the vase.
- d- Tom found something that did not belong to him, he returned it to his teacher.

Honest	Dishonest



PROJECT WORK

THEME: MORAL VALUES



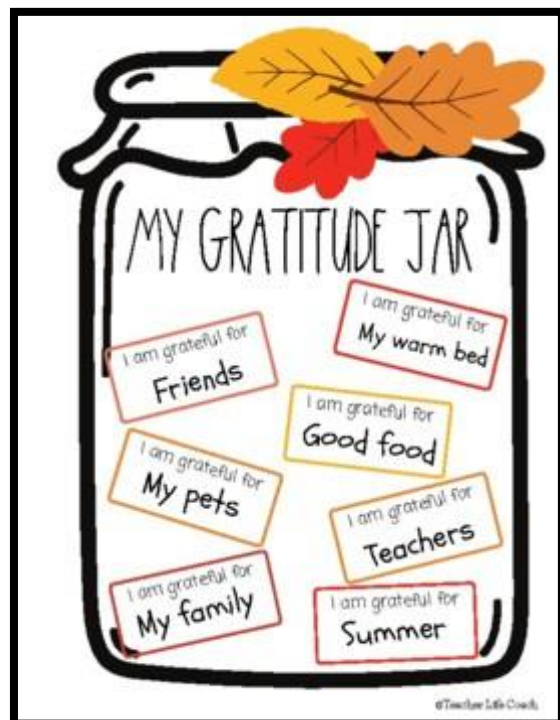

PROJECT: MAKING A JAR OF GRATITUDE (Prithvi and Vayu)

Learning Objective:

- To help in developing the feeling of gratitude and express it.
- To enhance the language skills by using phrases and short sentences.

Instructions:

- Take an A-3 size cardboard (or any hard cover of waste or unused material), cut it into the shape of a jar. Colour it with any of your favourite colour.
- Take small cut-outs and beautifully write the names of things for which you are grateful.
- Paste them on the jar.
- Your jar of **GRATITUDE** is ready.
- Refer to the given pictures.





THEME: MORAL VALUES

PROJECT: Appreciation / Respect Poster (Agni and Neer)

Learning Objective:

- To help in developing the feeling of respect and appreciation towards others
- To enhance the language skills by using phrases and short sentences.

Instructions:

- Take an A-3 size cardboard (or any hard cover of waste or unused material), to make a Poster of any shape. Colour it with any of your favourite colour.
- Take small cut-outs and beautifully write small phrases on 'how you show respect towards others'. Paste them on the poster.
- Make beautiful borders and add illustrations to make your poster attractive.
- Refer to the given picture.
- Your poster of **RESPECT** is ready.



विषय : हिंदी

मूल विषय- नैतिक मूल्य

नैतिक मूल्य वे मूल्य हैं जो हमारे माता-पिता और शिक्षकों द्वारा हमें सिखाए जाते हैं। इनमें ईमानदार और दयालु होना, दूसरों के प्रति सम्मान दिखाना, ज़रूरतमंद लोगों की मदद करना आदि शामिल है। नैतिक मूल्यों का पालन करना व्यक्ति को एक अच्छा इंसान बनाता है। जो व्यक्ति नैतिक मूल्यों का अनुसरण करता है, उसे एक अच्छा चरित्र वाला व्यक्ति कहा जाता है।

अतः ग्रीष्मावकाश गृहकार्य में लिखित परियोजना कार्य 'नैतिक मूल्यों' से संबंधित सदनानुसार दिए जा रहे हैं।

सामान्य निर्देश -

1. हिंदी की नोटबुक पर करवाए गए कार्य का अभ्यास परीक्षा के लिए कीजिए।
2. अभ्यास शीट व परियोजना कार्य पर अपना नाम, अनुक्रमांक, कक्षा व विभाग जरूर लिखिए व सुंदर लिखाई में कार्य को करिए। इसे एक फोल्डर में डालकर दीजिए।
3. दिए गए कार्य को ज्यादा से ज्यादा स्वयं करने की कोशिश करिए व अभिभावक की मदद जरूरत पड़ने पर ही लीजिए।
4. समय का सदुपयोग करते हुए निम्न पुस्तकों को पढ़िए –
 - * एक अनमोल साथी के लिए
 - * पौराणिक कहानियाँ
 - * भारत की लोक कथाएँ
 - * अकबर – बीरबल
5. अधिगम संसाधन पर निम्न पृष्ठ करिए – 9, 10, 59
5. सुलेख - एक नई कॉपी पर प्रतिदिन एक पृष्ठ सुलेख लिखिए तथा एक शब्द को ढूँढ़कर अर्थ सहित सबसे ऊपर लिखिए।
6. साहित्य व भाषा की पुस्तिका पर करवाए गए कार्य की पुनरावृत्ति हेतु दिए गए परीक्षा पाठ्यक्रम (PT-1) का अभ्यास करिए।

Worksheet - 1

नाम ----- कक्षा ----- विभाग ----- अनुक्रमांक -----

उद्देश्य - स्वतंत्र चिंतन व लेखन में रुचि जागृत करना।

निम्न गद्यांश पढ़ कर प्रश्नों के उत्तर लिखिए -----

अनुशासन का पाठ हम बचपन से ही सीखना शुरू कर देते हैं। अगर बच्चे के आसपास के लोग उसे अच्छी बातें सिखाएंगे तो जाहिर सी बात है कि बच्चे में अनुशासन का विकास होगा और वह अच्छे आचरण का पालन करेगा। अनुशासन किसी के भी जीवन में बहुत महत्वपूर्ण भूमिका निभाता है, यह वृद्धि और विकास को बढ़ावा देता है। जब भी हम अपने घरों से बाहर कदम रखते हैं तो हमें विभिन्न प्रकार के अनुशासन सीखने को मिलते हैं। अनुशासन सफलता की कुंजी है। एक अनुशासित व्यक्ति अपने लक्ष्यों को जानता है और जीवन में सफलता प्राप्त करने के लिए अनुशासन के साथ उनका पालन करता है। हमें जीवन में कुछ नियमों का पालन करना चाहिए और एक अनुशासनात्मक जीवन जीना चाहिए।

प्रश्न 1) अनुशासन का पाठ हम कब से सीखना शुरू कर देते हैं?

प्रश्न 2) बच्चे में अनुशासन का विकास कैसे होगा?

प्रश्न 3) घर से बाहर कदम रखने पर क्या होता है?

प्रश्न 4) निम्न शब्दों के विलोम शब्द लिखें :

क) सफलता : _____

ख) जीवन : _____

प्रश्न 5) नीचे दिए गए शीर्षक के सही विकल्प पर गोला बनाएँ --

क) अनुशासन का महत्व

ख) असफल जीवन

प्रश्न 6) निम्न शब्दों के तुकबंदी शब्द लिखें :

क) पाठ : _____

ख) बात : _____

प्रश्न 7) 'अनुशासन' पर अपने शब्दों में कविता लिखिए -

Worksheet - 2

नाम ----- कक्षा ----- विभाग ----- अनुक्रमांक -----

प्रश्न 1) निम्न शब्दों का वर्ण विच्छेद करें -----

1) मोहक : -----

2) चिड़िया : -----

3) फूल : -----

4) सुंदर : -----

5) रस्सी : -----

प्रश्न 2) दिए गए शब्द का उचित वर्ण खाली स्थान में लिखें -----

1) कहानी = क् + ----- + ----- + आ + ----- + -----

2) अनुमान = ----- + न् + ----- + म् + ----- + न् + -----

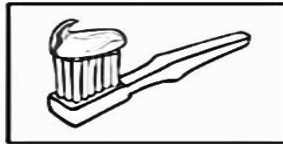

3) कोयला = क् + ----- + य् + ----- + ल् + -----


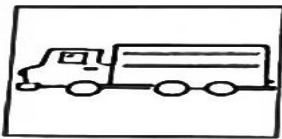
4) बचपन = ब् + ----- + च् + ----- + ----- + अ + न् + -----

5) बैठक = ब् + ----- + ठ + ----- + ----- + अ

प्रश्न 3) दिए गए चित्रों के नीचे सही शब्द लिखें ---

ट्रक	ब्रश	प्रणाम	सर्प	ड्रम	सूर्य
------	------	--------	------	------	-------





Worksheet - 3

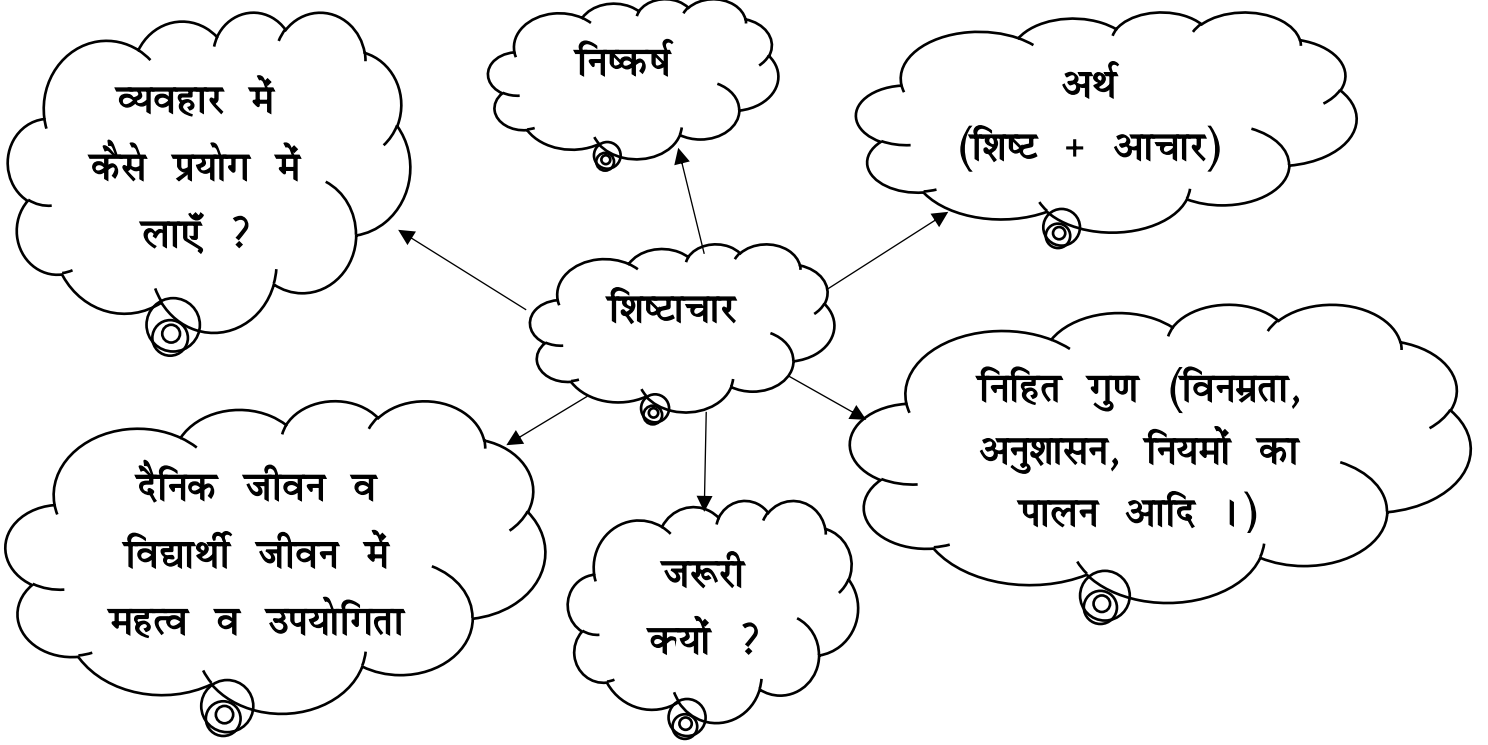
विषय - अनुच्छेद लेखन


नाम ----- कक्षा ----- विभाग ----- अनुक्रमांक -----

उद्देश्य -

- कल्पना शक्ति का विकास ।
- अपने विचारों को व्यक्त करना सीखना ।

प्रश्न . दिए गए विषय पर संकेतों की सहायता से अनुच्छेद लिखिए -





परियोजना कार्य



अमूल विषय- नैतिक मूल्य

भाषायी योग्यता /उद्देश्य -

- बौद्धिक योग्यता व रचनात्मकता का विकास ।
- स्वतंत्र लेखन व चिंतन क्षमता का विकास ।

निर्देश -

- नीचे दिए गए कार्य सदन अनुसार विभाजित हैं | अतः अपने सदन के अनुसार कार्य कीजिए |
- परियोजना कार्य पठनीय व सुन्दर लिखावट के साथ बनाइए |
- परियोजना कार्य की कक्षीय प्रस्तुति (मौखिक) रचनात्मक मूल्यांकन (FA) के रूप में ली जाएगी।
- तिथि सूचित की जाएगी।

1) अग्नि/ नीर

गतिविधि - नैतिक मूल्य वृक्ष चार्ट

ए-3 साइज की पेस्टल शीट लें और उसके चारों ओर एक सुंदर सा बार्डर बनाएं। बीचों-बीच एक वृक्ष बनाएं और मध्य में एक गोला बनाएं | जिस पर शीर्षक ' चरित्र के सात स्तंभ' (seven pillars of character) लिखें। अब इसके आस -पास अन्य सात गोले और लगाएं तथा प्रत्येक गोले पर एक स्तंभ का नाम रचनात्मकता के साथ लिखें व चित्र बनाएं या चिपकाएं तथा उससे संबंधित जानकारी प्राप्त करें।

सामग्री - A3 पेस्टल शीट , रंगीन पेपर, रंग, फेविकोल, स्केच पेन आदि ।



2) पृथ्वी/वायु

गतिविधि – नैतिक मूल्य पेटी

ए-3 साइज की पेस्टल शीट लें और उसके चारों ओर एक सुंदर सा बार्डर बनाएं। बीचों-बीच चकोर आकार का कटआउट लगाएं जिस पर शीर्षक 'नैतिक मूल्य' लिख इसके चारों ओर एक- एक कटआउट और लगाएं। अब इन चार कटआउट पर आपके द्वारा दैनिक जीवन में अपनाए जाने वाले मूल्य लिख दो पंक्तियों में वर्णित करें तथा जानकारी प्राप्त करें।

सामग्री – A3 पेस्टल शीट, रंगीन पेपर, रंग, फेविकोल, स्केच पेन आदि।



SUBJECT- MATHS

General Instructions

Have you ever wondered when will you need to use Maths outside of school?

Truth is, we use Maths as a foundation to make hundreds of decisions all the time! From cooking to shopping, from creating art to travelling, Maths can make our lives easier. If you aspire to be a mathematician, engineer or scientist, you probably expect to use complex mathematical concepts sometimes years down the line. But all of us use the skills developed in Math classes to help solve tricky real-world or work-related problems, in our day-to-day life. It is thus essential to build a strong foundation of mathematical skills. Get ready to embark on this journey by following the given instructions:

- Make a thin practice notebook (square ruled)
- Keep the first 5 pages for Math Exploration. Yes! Exploration. Collect infographics, data or pictures showing geometry from the newspapers / magazines and paste in these pages.
- Write and learn the Tables of 4, 5, 6 & 7 (10 pages)
- Do self-assessment by doing one page of Dodging Tables (4 pages)
- Solve 2 questions each of Basic operations- Addition / Subtraction of 3-digit numbers and Multiplication of 2-digit numbers (5 pages)
- Remember to do corrections of questions that you get incorrect!
- Write date on each page.
- Be ready to get a '*pat*' on the back and an appreciation note in the notebook from your parents for your dedicated practice.
- Do Learning Resource Book Pages – 8 to 13, 111

Important points to be noted –

1. Project work will be carry 10 marks and will be evaluated as MA1 (Multiple Assessment) activity.
2. MATH PORTFOLIO – 5 marks
Math Lab file will be referred to assess child's work for Maths Portfolio. Maintain a record of lab activites through an index. Make an Index of 25 rows as per given format –

S. No.	Date of Activity	Name of Activity	Topic	Tr. Sign.

3. Take a printout and paste the index on the inside cover of Math lab file. Give a colourful mathematical border.

WORKSHEET – 1

NAME: _____ CLASS: _____ SEC: _____ ROLL NO.: _____

Topic- Place and Place Value

Note – For all the students

Learning Objective-

- To reinforce the concepts of Place and Place Value.
- To recapitulate number system.

Instructions – Compare the place values of encircled digits. The mouse eats the cheese with bigger place value each time. Colour the cheese pieces which lead the mouse to reach the cheese.

Place Value and Face Value

Compare the place values of encircled digits. The mouse eats the cheese with bigger place value each time. Colour the cheese pieces which will lead the mouse to reach the mouse trap.

The diagram shows a maze of cheese pieces. Each piece has a number with one digit circled. The mouse starts at the bottom left and moves towards the top right, where a mouse trap is located. The mouse must choose paths based on the place value of the circled digits. The mouse trap is labeled 'End' and 'Mouse trap'. The cheese pieces are arranged in a grid-like pattern with various connections.

Start

End

Mouse trap

Cheese

The maze consists of the following cheese pieces (with circled digits):

- Top row: 3510, 8215
- Second row: 8150
- Third row: 8157, 4382
- Fourth row: 4620, 41840
- Fifth row: 8165
- Sixth row: 1248, 4810, 3710, 8720
- Seventh row: 6909, 8750, 59690
- Eighth row: 6395, 1283

WORKSHEET - 2

NAME: _____ CLASS: _____ SEC: _____ ROLL NO.: _____

TOPIC- Basic Operations (Addition)

Note – For all the students

Learning Objectives

- To help students to reinforce the concept of addition.
- To make the students understand coding and decoding.
- To enhance their logical skills.

Q1. Given below are the names of some sports. Decode the letters as A=1, B= 2, C= 3, D= 4 and so on. Look at the example and complete the table.

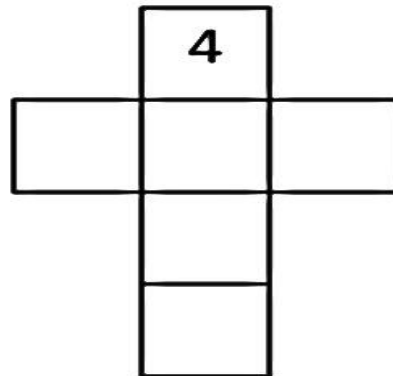
Sport	Values	Sum
FOOTBALL	$6+15+15+2+1+12+12$	63
T _ B _ _ _ E _ _ I _		
_ _ _ C _ _ T		
_ O _ _ E Y		
_ A _ _ _ N _ _ N		
G _ L _		
B _ _ _ I _ R _ _		

Q2. Fun with Numbers -

1) Write the numbers 2, 3, 5, 6 and 7 in the correct place so that each line of the cross adds up to 15.

2 3 5 6 7

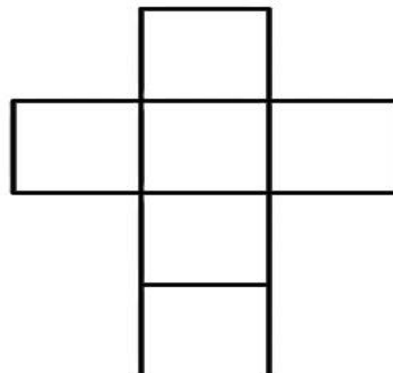
Total must be 15



2) Write the numbers 2, 3, 4, 5, 6 and 7 in the squares so that each line of the cross adds up to 17.

2 3 4 5 6 7

Total must be 17



WORKSHEET – 3

NAME: _____ CLASS: _____ SEC: _____ ROLL NO.: _____

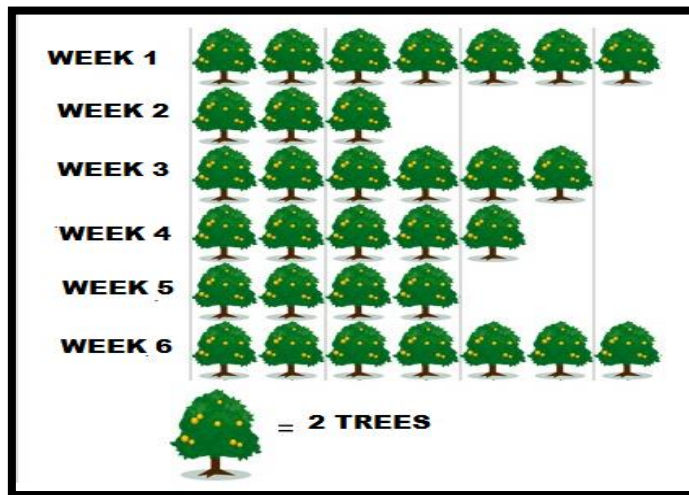
TOPIC- Data Handling

Note – For all the students

- To enhance student's mental ability to analyze data.
- To develop speed and accuracy of students in doing calculations.
- To arouse their interest through interesting sums.

GROWING TRESS

Trees are important natural resources. Planting and saving trees are essential values for all of us. Let's find out how many trees did Bobby plant in the past few weeks by reading the pictograph given below. Then answer the following questions.



1) What does this symbol represent?

2) How many plants did Bobby plant in Week 3?

3) In which week did Bobby plant the fewest trees? How many trees did he plant in that week?

4) In which week did Bobby plant the most number of trees? How many more trees did he plant in that week than week 1?

5) Draw symbols to represent 5 trees.

6) Find the total number of trees planted by Bobby in all 6 weeks.

7) Write any two advantages of planting trees.

PROJECT WORK

Theme: Moral Values

Project-1 - My Badges of Honour (Integrated activity with Art)

House- Neer and Prithvi

- Learning Objectives:-**
- To foster moral values
 - To develop understanding about essential life skills.
 - To reinforce the concept of place and place values.

Material Required – Coloured A4 sheets, Colours, Decorative Material

Instructions:-

- In your family time watch the movie 'Up'.
- Have an open conversation with your parents about the values learnt from the movie and the need to develop life skills.
- Now choose any two values on life skills that you consider to make you an ideal student.
- Make any two badges with your own unique designs **using plane shapes.**
- Write the value on your badges as per their importance in daily life.
- Go creative in presenting your work (Paste pictures of the movie characters, use different plane shapes to make your badges.)



PROJECT WORK

Theme: Moral Values

Project-2 - My Artsy Project (Integrated activity with Art and Life Skills)

House- Agni and Vayu

- Learning Objectives:-**
- To foster moral values
 - To develop understanding about essential life skills.
 - To reinforce the concept of Tessellation & Shapes.

Material Required – A4 sheets, Colours, Decorative Material

Instructions:-

- Watch the movie 'Up' with your family in these vacation.
- The movie takes you on an adventure trip. In your family time, discuss about values and skills displayed by the characters in the movie.
- Now make a butterfly on A-4 sheet and draw tessellating shapes or closed curves inside it.
- Write the values and life skills that you consider are essential for a happy and successful life in each of the tessellating shapes. (atleast 10 values / life skills)
- You may go creative and show the skills / values on any other animal / bird or movie character / object.

Colour the butterfly / movie character / object and decorate it creatively.



SUBJECT – EVS

Moral values are the good values that help people lead a disciplined life.

They are ideal principles that help one to distinguish between good and bad. They are necessary for building the character of an individual.

These have to be gradually inculcated and practiced over a period of time so that they become a habit. To make students more aware of the same in a more fun-loving and interesting way, we have designed EVS Holiday Homework in a manner that will instill these values in them through various innovative and creative activities.

GENERAL INSTRUCTIONS

1. Remember to write your name, class & section on each worksheet and project.
2. Do the work on your own with minimum help from your parents. Do not opt for any professional help.
3. **The worksheets are to be done by all the students.**
4. Read the newspaper daily to keep yourself updated.
5. Write in a neat and legible handwriting.
6. Revise whatever you have learnt in the classroom.
7. Don't waste the resources.



WORKSHEET – 1

NAME: _____ CLASS: _____ SEC: _____ ROLL NO.: _____



VALUES: WHAT IS IMPORTANT TO ME?

This worksheet is to help you understand what is important to you. For each item, please fill or mark the circles on how important they are. Please be honest and take your time!

Very Important = ●●● Important = ●● A Little Important = ● Not Important = leave blank.



Having good grades



Being good in sports



Having fun



Being popular or famous



Have a lot of money



Have material goods



My religion



Being clean and organized



Being careful and safe



Being creative



Learning new skills & information



To keep trying and not give up



Able to do things on my own



Being responsible for my actions



Spending time with family



Having good friends



Being honest



Helping others



Being respectful & fair




Being thankful



Being able to forgive others

WORKSHEET – 2

NAME: _____ CLASS: _____ SEC: _____ ROLL NO.: _____



VALUES: WHAT IS IMPORTANT TO ME?

Thank you for completing the worksheet! We hope you learned something about yourself. Here are a few more questions to think deeper about your values!

A. Of all the values you marked as "Very Important", what are the top three most important to you?

1.) _____
Why is this value important to you?

2.) _____
Why is this value important to you?

3.) _____
Why is this value important to you?

B. Of all the values you marked as "A Little Important" and "Not Important", what are the top two least important to you?

1.) _____
Why is this value least important to you?

2.) _____
Why is this value least important to you?

C. Which values do you think your parents will choose as very important to them?

D. Which values do you think your close friend will choose as very important to them?

WORKSHEET – 3

NAME: _____ CLASS: _____ SEC: _____ ROLL NO.: _____

Caring for My Body

1. Click on the pictures that show proper caring for your body.



bathing regularly



Staying up late every night



brushing your teeth after meals



eating junk food



wearing your face mask under the nose



exercising regularly



keeping an untidy bedroom



eating lots of sweets

2. Write two things that you should do to care for each of the following parts of the body.

a) hair

1.

2.

b) skin

1.

2.

c) teeth

1.

2.

3. Choose any one of the bad habits seen in the pictures above. Write one advice you would give to the person to help them in taking better care of their body.

PROJECT WORK

Theme: My Values

Learning Outcome – To know about importance of values in shaping our personality.

PROJECT – I – ‘Make My Value Necklace’ (For Agni & Prithvi)

Values play an important role in building a strong character and personality. It helps us to distinguish between right and wrong things in life and in making better decisions.



Material Required–

- Coloured papers of 3 to 6 colours.
- Pictures, colour pencils, glue, thread.

Instructions -

- Make beads as shown in the sample. Take at least 3 personal and 2 social values. Attach the beads in a string or chain so that you can wear the necklace. Do not forget to write your name at the back of the bead. Get the necklace to class, talk how you have planned to develop those values in yourself.

PROJECT – 2 – ‘Design your own kindness calendar for 15 days’ (For Vayu and Neer)

Learning Outcome – To develop socio-emotional learning in children.

Kindness is a critical personal skill as it helps others to know that you care about them as human being and not just because you need something from them. Design your own kindness calendar for 15 days. Practice it in your day-to-day life and see how the positive behaviour has helped you to connect with people and make them happy.



Material Required–

- A-4 size chart paper, colour pencils, pictures, sketch pen.

Instructions–

- Use your creative skills to design a Kindness Calendar.
- Make small boxes with different colours.
- Write what you would do each day.
- Paste pictures and decorate it with coloured borders.

SUBJECT – ART & CLAY



Book Era of Art Pg nos. - 15, 18, 21 and 46 and any one decorative item by using best out of waste materials.

Clay : Children will make their own name plate with fevicryl clay and colour it .

SUBJECT – COMPUTER



Create a Story Board

TUX Paint (Application of Stamps / Tools / Magic Tool) of 5 pages and bring the printout.

PHYSICAL EDUCATION

Workout 1 – Circuit Workout (For the first three weeks of Summer Holidays)

Sno.	Exercise	Time Intervals
1	Jumping Jacks	1 Min
2	On the spot Jogging	1 Min
3	Burpees	1 Min
4	On the spot Jogging	30 Sec
5	Push Ups	1 Min
6	Sit Ups	1 Min
7	On the spot Jogging	30 Sec

REST FOR 2-5 MINUTES AND REPEAT THE ENTIRE CIRCUIT AGAIN.

Workout 2 – Pyramid Workout (For the last three weeks of Summer Holidays)

Sno.	Exercise	Repetitions
1	Jumping Jacks	25
2	Frog Jumps	20
3	Push Ups	10
4	Walking Lunges	10
5	Push Ups	10
6	Frog Jumps	15
7	Jumping Jacks	20

ASSIGNMENT: All students have to note down their daily exercises in the “My Fitness Diary worksheet” as enclosed with this programme.

	SUN	MON	TUES	WED	THURS	FRI	SAT
W01							
W02							
W03							
W04							
W05							
W06							

HOLIDAY HOMEWORK

Class3

MY FITNESS DIARY

#DAILYFITNESS

#STAYHOME

#STAYSAFE

#EATHEALTHY

#DRINKLOTSOFWATER

NOTE: All students must follow the below mentioned rules as irregular and unsystematic exercises can do more harm than good.

- 1) Dress in proper sports clothing.
- 2) Drink Fluids to avoid Dehydration.
- 3) Warm up by stretching and on spot jogging before doing the exercises as it lowers the risk of strains, sprains and injuries.
- 4) Cool Down for few minutes to slow down after the exercise session as it lowers the risk of strains, sprains and injuries.
- 5) All exercises should be done with proper intervals.
- 6) Proper rest is essential after exercise to let the body recover.
- 7) Proper diet and nutrition are extremely necessary after the exercise sessions.

Happy Holidays!!

Stay Indoors, Stay Safe