

AHLCON INTERNATIONAL SCHOOL
MAYUR VIHAR PHASE-1, DELHI-110091
PREPARATORY
Session – 2023-24

CLASS - 4

**SUMMER VACATION
ASSIGNMENT**

Name: _____

Grade: _____



Dear Students

WOW Summer Break is here!!!

Let's cheer for the 3R's- Rejuvenation, Relaxation and Rebonding

Let's Practice the 3P's-Practice, Polish and Perfect our Concepts

It is the time to relax, rejuvenate and play

Summer vacations begin from 13th May

We will eagerly wait for that lovely day

when you are back in campus to make our days lively and gay.

At home sleep, study, enjoy and have lot of fun,

play indoor games, spend quality time, away from sun.

Read for a while, don't forget to do a page of writing

Spread happiness and joy, and keep shining

Summer vacations are round the corner and spell fun, frolic and ice creams for complete one month. While fun is indispensable, constructive activities and fruitful occupation of your time is of utmost importance. It paves the way towards a bright future for you and a progressive learning graph. Keeping this in mind, we have designed holiday homework to fire your imagination while exciting you to explore, discover and reinvent. Please keep in mind that everything should be neatly written and not printed. Your work should be your own and not done by an adult. Of course! Your elders can guide you, but what comes to us should be in your own hand writing. Ensure timely completion of the given assignment. Remember a well presented 'Holiday Homework' fetches you a prize.

Dear Parents

Greetings! Wishing you a happy summer! May the good sunshine of this season fill your life with glee and glow and bring your heart love and laughter. Holidays are time when you can connect with your child in many ways. As parents are the first and the most important teacher for a child, we can encourage our child to participate in many educational activities at home and promote his/her quest to learn. Working together will help your child build confidence, learn to reason and develop skills necessary for his/her education.

Here are a few activities planned to encourage students to explore, engage and enjoy while they learn a lot! Waiting to listen to them as they share their memories once they are back to school! Have a safe and joyous vacation!

Let's make these Holidays Special

Gear up and utilize your time in the best possible manner. Go ahead with some unique fun activities with your kids.

- 1) **Health, Hygiene & Morning Blessings-**‘**Healthy mind resides in a healthy body.**’ So, start your day early and set a routine even during vacations. Practice yoga and meditation. In addition, you and your little one can spend some quality time playing, cycling, swimming to keep yourself fit and healthy.
- 2) **Language Enhancement-** Encourage your child to converse in English. Choose any one object from your surroundings every day. Let the child speak few lines on it.
- 3) **Social and Emotional Connections** -Tell the child about your childhood, share incidents from the past and show him/her old family albums. This will strengthen the bond between you and your child. Let your child help in household chores like cleaning windows, filling water bottles, laying table, arranging toys, watering the plants etc.
- 4) **Family Time and Pursue a Hobby-** Vacation is a welcome break! So why not utilize this golden period for family reunion and reiterate your family ties with your kids and relatives. Spend quality time with grandparents and cousins. Help your child utilize time in doing things they always wanted to do like playing any musical instrument, painting, singing etc.
- 5) **Books are our Best Friends-** Book is a gift you can open again and again. Encourage your child to read age-appropriate books.
- 6) **Celebrations-**Plant a tree on your birthdays and Anniversaries. Plan an Eco-friendly birthday this year. Distribute some gifts to the needy.
- 7) **Promote Life Skills-Make your child more independent** -by teaching him/her various activities like: buttoning shirt, tying shoe laces, packing school bag, keeping belongings back in place, laying the table for dinner, arranging shoes

in the shoe rack, filling the water bottles, switching off lights and fans when not in use.

8) **Keep Updated**-Develop a habit of reading the newspaper daily. Discuss about the latest happenings around the world with your ward.

9) **Integrated Project**- In accordance with the guidelines of CBSE we are incorporating integrated project-based learning wherein students will prepare projects for all the subjects based on a **common theme**. This endeavour has been taken up with the objective of inculcating the approach of integrating diverse subjects or fields and the spirit of collaborative learning.

10) **Assessment**- Holiday H.W. Projects will be considered as part of F.A. in all the subjects. Children are requested to complete the activities and submit to their subject teachers.

Syllabus and Date Sheet for PT-1 is already mailed to you.

*All the activities and the use of internet for doing the activities to be done strictly under the supervision of parents.

Please note the following general information:

Summer Vacation: The summer vacation begins from Saturday, **13.05.2023 to Sunday, 02.07.2023**. The school shall resume w.e.f. **Monday, 03.07.2023**

My Summer Activity Sheets: We will be emailing the activity sheets which are specially planned and designed by the teachers. We are sure children will find it quite engaging and enjoyable. It will also be **posted on our blog** -

<https://www.ahlconinternational.com/blog/category/primary/> for **Classes 3 to 5** from which you can download and get the work done.

**We wish you all a very rejuvenating vacation!
Enjoy, Enrich and Empower!!!**

With Warm Regards



**Kavita Shah
(Headmistress)**

LIFE SKILL ACTIVITIES (Classes 3 to 5)

Vacations not only give you a chance to relax and bond with your kids, but they also provide an opportunity for your children to learn valuable life skills and lessons that will serve them well for years to come.

Here are few suggested activities which may be already be in practice with many, however we could use this time to re-emphasize the values and skills of greater significance in life.

WEEK - 1				
BETTER SOCIAL BEHAVIOUR	NURTURE INDEPENDENCE	HOST A QUIZ NIGHT	EFFECTIVE SOLUTIONS TO PROBLEMS	NIGHT UNDER THE STARS
Right from wishing a pleasant morning, to sharing day to day stories, childhood stories can help them connect with you better.	Ask them to make their bed. Also, you can teach them to make their own milk and breakfast or clear their cupboards.	This can be a great way to get the family together. Fix a date and theme, and let your family prepare for it and participate	What shall we do if mum has to go out and a stranger visits home? Or how can we help our elderly neighbours if they are alone? These are some real life situations that need an instant solution. Prepare your kids for them through discussions on solutions.	This will allow you to talk about stars and teach them some constellations. Get a big tent, some hot chocolate, and popcorns and spend the night under the stars in garden or balcony.

WEEK - 2				
MANAGE TIME	PRACTICE GARDENING	LEARN EMERGENCY NUMBERS	BE COMPASSIONATE	BAKE A SWEET TREAT TO ENJOY
An excellent way to help them learn and manage time is to give them time-specific tasks. There are fun ways in which the kid can learn to manage their time – like keeping a log of their time spent on playing, studying or using gadgets.	Gardening is a great life skill to nurture from a young age. Gardening allows learners to become more responsible in caring for their plants. Gardening also exposes learners to a better understanding of the natural world and all of its elements.	Knowing the emergency numbers ensures that your child is equipped with the knowledge of who to contact in differing emergencies.	Through life skills education, kids can learn to appreciate what they have and share it with others. Encourage them to volunteer in simple social causes or take them with you if you are volunteering.	Baking requires students to pay attention to detail, work methodically and employ lots of patience in waiting for their baked goodies.


WEEK - 3

LEARN GROCERY SHOPPING SKILLS	LEARN ABOUT KITCHEN SAFETY	PLAN A PICNIC	TEACH KIDS TO SEW A BUTTON	COUNT MONEY AND MAKE CHANGE
Grocery shopping helps improve planning and budgeting abilities.	Kitchen safety should be practiced at all times. Learning about how to best work in a safe manner within the kitchen allows students to avoid causing any hazards or being subject to the consequences thereof.	Let your kids pack lunch for everyone on your next outing. Write out a menu, count the water bottles, find the ice packs, etc.	Basic sewing skills and the attention to detail that is required whilst engaged in tasks, help learners develop fine motor skills and self-control as well as focus and patience.	Counting money and learning how to give correct amounts of change, is a skill that everyone should be equipped with.

WEEK - 4

BASIC FIRST AID	FAMILY TRAVEL LIFE SKILLS	EMOTIONAL REGULATION	GO FIRELESS	VISIT A MUSEUM
Teach your children how to reduce their pain or minimize the consequences of injury until an ambulance arrives.	<ul style="list-style-type: none"> • Learning to work as a team is skill even parents have to practice and refine. • Travel is the perfect training ground to learn leadership and teamwork. 	<ul style="list-style-type: none"> • The ability to regulate one's emotions is another vital life skill and goes hand-in-hand with resilience. • When things aren't going well or the way he or she wants, your child needs to learn how to keep his or her emotions in check instead of throwing an almighty temper tantrum. 	<ul style="list-style-type: none"> • Encourage kids to be the chefs and prepare fireless dishes, shakes etc. 	<ul style="list-style-type: none"> • Holiday time is a great time to visit a museum. Many museums offer unique exhibits and activities geared towards kids during the holidays. This is an excellent way for kids to learn about different cultures and traditions.

**THESE ARE SKILLS
WE CAN TAKE
WHEREVER WE GO IN
LIFE, NO MATTER
WHAT WE DO.**



Note – The values / skills mentioned for a particular week can be repeated in other weeks too as per the requirement.

SUBJECT- ENGLISH

THEME: We, the Saviours of Planet Earth

Earth, our home planet, is a world unlike any other. The third planet from the sun, Earth is the only place in the known universe confirmed to host life. However, since the Industrial Revolution, the [climate of earth has been changing](#) faster than predicted. Issues like deforestation, pollution, factory waste and oil drilling are threatening the delicate balance necessary to maintain life. It is alarming for the existence of several life forms.

But we still have time to change course. We can avoid more dire impacts of climate change by limiting our usage of resources that are already on the verge of depletion.

Through this Holiday assignment, we would like make our students aware about the link between human activities and climate change because humanity still has time to slow down its impact on the planet. There are many things that our students can do to help slow the climate change and extinctions of life forms in the near future. It would facilitate and enable them to think critically, innovate, contribute and be a change maker in their own possible way.

“Let us join hands together to make our Planet Earth a beautiful and sustainable place”

A. GENERAL INSTRUCTIONS TO STUDENTS:

- Don't forget to write your name, class & section on each worksheet.
- Do the work on your own with minimum help from your parents. Do not opt for any professional help.
- Read the newspaper daily to keep yourself updated.
- Write in a neat and legible handwriting.
- Revise whatever you have learnt in the class.
- Don't waste the resources.

B. Learn a Ton, Reading is FUN !

Here's how we all can make our summer vacation more exhilarating and creative!

- ❖ Read the newspaper and solve English crosswords and puzzles given in the newspaper as well.
- ❖ Form your **WORD FOR THE DAY** notebook, write a word everyday with its meaning and make a sentence with it. *The richness and beauty of English language can only be appreciated and valued by exploring the depth and vastness of the same. And what better time to explore, understand and utilize the huge repository than the Summer Break.*

❖ **LIST OF BOOKS FOR CLASSES V**

Read books to discover lots of new things. Cultivating good reading habit not only enhances the knowledge acquired but also develops the vocabulary, language skills and improves spelling. Read as many English story books as you can during the summer vacation and make a record of it in your Portfolios with the name of the book, author's name and the date when you finished reading the book.

Here is a list of books you must read:

- *The One and Only Ivan by Katherine Applegate*
- *Fantastic Mr. Fox by Roald Dahl*
- *When You Trap a Tiger by Tae Keller*
- *Fish in a Tree by Lynda Mullaly Hunt*
- *Rules by Cynthia Lord*
- *Where the Red Fern Grows by Wilson Rawls*
- *The Sign of the Beaver by Elizabeth George Speare*
- *The Adventures of Tom Sawyer by Mark Twain*
- *Around the World in Eighty Days by Jules Verne*
- *Black Beauty by Anna Sewell*
- *Great Expectations by Charles Dickens*
- *The Adventures of Pinocchio by Carlo Collodi*

Wish you a Happy Reading!!!!

Note – Do / complete Learning Resource Book Page Nos. 20, 21, 22, 24, 25

WORKSHEET - 1

NAME: _____ CLASS: _____ SEC: _____ ROLL NO.: _____

NOTE- FOR ALL THE STUDENTS

Learning Objective – To enhance student’s vocabulary related to Planet Earth.

Ques. ‘Every Day is Earth Day!’ Let us learn some vocabulary related to earth and our environment. So, find out and mark the words related to the same and have fun!

P I Z T S E R O F N I A R E T T I L
O H N X N O C L E A N T C P H O M E
L M A P E E I F A C N M S H B O C S
L A N D F I L L S E O O V O H R S W
U V I U I N S C M R E S G T U P I A
T O M R L T O N Y A S P Y O W R S T
I L A I D E O I Y C U H S S E E O E
O U L D L R O W T G E E O Y T S I R
N N S O I V R K O A R R Z N L E B S
E T L V W E A R T H V E O T A R M H
G E N D A N G E R E D R N H N V Y A
Y E N O I T A L U P O P E E D E S B
X R E S E I R A U T C N A S S L O I
O H N G L O B A L W A R M I N G A T
F O C E A N S L E U F L I S S O F A
E S T N A L P E O P L E X T I N C T
A Y D E F S H V M F Q F E B N Y H O

AIR

ANIMALS

ATMOSPHERE

CARE

CLEAN

CONSERVATION

EARTH

ECOSYSTEM

ENDANGERED

ENERGY

ENVIRONMENT

EXTINCT

FOSSIL FUELS

GLOBAL WARMING

HABITAT

HOME

INTERVENTION

LANDFILLS

LITTER

OCEANS

OXYGEN

OZONE

PEOPLE

PHOTOSYNTHESIS

PLANTS

POLLUTION

POPULATION

PRESERVE

RAINFOREST

RECYCLE

RESOURCE

REUSE

SANCTUARIES

SOIL

SYMBIOSIS

VOLUNTEER

WATER

WETLANDS

WILDLIFE

WORLD

WORKSHEET - 2



THEME: ‘CLIMATE ACTION’

TOPIC- Reading Comprehension Worksheet (For all the students)

LEARNING OBJECTIVE – To enhance students’ reading and comprehension skills.

Instructions:

Read the given passage and answer the questions that follow.

The major problem today is that the planet is warming up. According to some experts, this warming, known as global warming has been occurring in the last 10,000 years. The impact on the planet is very serious. Rising global temperatures could give rise to such ecological disasters such as floods and droughts. This could have a harmful effect on agriculture. This unusual warming of the earth has been caused partly by the green house gases such as Carbon dioxide, CFC etc. being emitted into the atmosphere by car engines, ACs and industrial wastes. Such gases not only add to the pollution of the atmosphere but also create a green house effect by which the heat of sun is trapped. This leads to the warming up of the planet.

Air pollution caused by burning of fossil fuels also leads to rise in temperature. The result will endanger many species such as polar bears. Pollution caused by vehicles will further increase global warming. Kids can help reduce this type of pollution by riding bicycles or walking or by opting for car pooling. The earth needs trees as they give us oxygen to breathe. Kids can recycle and reuse the paper to save trees.



Q1- What would be the impact of rising global temperature?

Q2- How are green house gases effecting the climate?

Q3- Who can help reduce pollution and how?

Q4- Why does earth need trees and how can we save them?

Q5- Express Your Opinion: How can you as children contribute in reducing Global Warming?

Q6- Name the following-

Things that can be recycled	Types of Pollution	Endangered Species	Effects of Global Warming
Eg- Paper	Air Pollution	Polar Bear	Floods

Q7- Make four new words out of the given words-

• **Environment**

--	--	--	--

• **Temperature**

--	--	--	--

• **Pollution**

--	--	--	--

• **Atmosphere**

--	--	--	--

Worksheet- 3

Learning Objective – To enhance students’ writing skills and create awareness about planet earth.

**Be the Saviours of Planet earth and write a leaflet on how to save the earth.
(Write at least 60 words in each box.)**

How to Save the Earth

PROJECT WORK

SUBJECT – ENGLISH

PROJECT - MAKING A PLEDGE (PRITHVI & VAYU HOUSE)

TOPIC- ‘WE, THE SAVIOURS OF PLANET EARTH’

LEARNING OBJECTIVE-

- To enable the students to be the saviours of Mother Earth.

INSTRUCTIONS:

- Cut the cardboard in round shape of 20 cm diameter to make the Wall Hanging.
- Paint it green to show land and blue to show water and over it write ‘I can help Earth by...’
- Punch a hole to tie the string on the top.
- Now take five smaller cut outs of different shapes and punch them as per your choice with the cut out of Earth to make a beautiful Wall Hanging.
- On the smaller cut outs, write the ways in which you can help conserve Planet Earth.
- Make it as creative and attractive as you can.

Note- You can refer to the given images to make your Wall Hanging.



PROJECT WORK

SUBJECT – ENGLISH

PROJECT – ‘WE, THE SAVIOURS OF PLANET EARTH’

For AGNI and NEER House

Creating a Story Board



Instructions-

- Research and choose an interesting true story about the Real Life Saviours of Mother Earth, who have contributed in any way to protect and conserve the environment through their small actions.
- Divide your story into six parts / scenes.
- Take an A3 size light coloured pastel sheet.
- Divide the sheet into six parts as shown in the image above along with the space for title of the story.
- Draw/paste the picture of the scenes in the given boxes.
- Under each box, write the dialogue or script that corresponds to that scene.
- At the bottom of the sheet, write your name and class.

विषय : हिंदी

कक्षा -4

हिंदी विषय के लिए सामान्य निर्देश:

1. सुलेख- एक नई कॉपी पर प्रतिदिन एक पृष्ठ सुलेख लिखिए तथा एक नए शब्द को ढूँढ़कर अर्थ सहित सबसे ऊपर लिखिए।
(सुलेख हिंदी पाठ्य पुस्तक या किसी अन्य पुस्तक से लिखा जा सकता है।)
2. दिए गए अभ्यास पत्रों को ध्यानपूर्वक कीजिए व एक फोल्डर में डालकर दीजिये।
3. साहित्य व भाषा की पुस्तिका पर करवाए गए कार्य का अभ्यास प्रथम सत्र परीक्षा हेतु (EV-1) कीजिये।
4. भाषा विषयों की पुनरावृत्ति हेतु अधिगम संसाधन में पृष्ठ संख्या 7, 8 कीजिये।
5. निम्न कहानियों की पुस्तकें पढ़िए-
 - लोक कथाएँ
 - नैतिक मूल्यों पर आधारित कहानियाँ
 - हमारे बहादुर बच्चे - रजनीकांत शुक्ल
 - हास्य कथाएँ

WORKSHEET - 1

नाम ----- कक्षा ----- विभाग ----- अनुक्रमांक -----

विषय - वर्ण संधि व वर्ण विच्छेद

प्र01. नीचे दिए गए शब्दों के वर्ण विच्छेद कीजिए -

1. ज्ञान -
2. मौखिक -
3. भारत -
4. साक्षर -
5. प्रथम -
6. पर्व -

प्र02. निम्नलिखित वर्णों की संधि कीजिए -

1. ग् + ऋ + ह् + अ -
2. म् + ऐ + द् + आ + न् + अ -
3. उ + द् + ध् + आ + र् + अ -
4. ध् + र् + उ + व् + अ -
5. प् + र् + ए + म् + अ -
6. प् + ऊ + र् + व् + अ -

WORKSHEET - 2

नाम ----- कक्षा ----- विभाग ----- अनुक्रमांक -----

विषय - शुद्ध- अशुद्ध शब्द व वाक्य

प्र03. निम्न अशुद्ध शब्दों को शुद्ध कर लिखें -

- | | |
|--------------------|----------------------|
| 1. मेकसीको - | 5. स्वास्थ्य - |
| 2. जरमनी - | 6. कवित्री -..... |
| 3. वापिस - | 7. अतिथी - |
| 4. आदिश - | 8. उधाहरण -..... |

प्र04. निम्न अशुद्ध वाक्यों को शुद्ध कर लिखें -

1. पिताजी ने मुझे आगरा घुमाई ।

शुद्ध-

2. मैंने हँस पड़ा ।

शुद्ध-

3. मेरे को घर जाना है ।

शुद्ध-

4. शत्रु डर कर दौड़ गया ।

शुद्ध-

5. लड़के ने मिठाई को गरीबों को दे दी ।

शुद्ध-

WORKSHEET - 3

नाम ----- कक्षा ----- विभाग ----- अनुक्रमांक -----

उद्देश्य - स्वतंत्र चिंतन व लेखन में रूचि जाग्रत करना ।

दिए गए गद्यांश को पढ़कर प्रश्नों के उत्तर लिखिए -

डॉ. कलाम दृढ़ इच्छाशक्ति वाले वैज्ञानिक थे । वे भारत को विकसित देश बनाने का सपना संजोए हुए थे । उनका मानना था कि भारतवासियों को व्यापक दृष्टि से सोचना चाहिए । हमें सपने देखने चाहिए । सपनों को विचारों में बदलना चाहिए । विचारों को कार्यवाही के माध्यम से हकीकत में बदलना चाहिए । डॉ. कलाम तीसरे ऐसे वैज्ञानिक हैं, जिन्हें भारत का सर्वोच्च सम्मान 'भारत रत्न' दिया गया । उन्हें 'पद्मभूषण' तथा 'पद्मविभूषण' से भी सम्मानित किया गया । भारत को उन पर गर्व है । इतनी उपलब्धियाँ प्राप्त करने के बावजूद भी अहंकार कलाम जी को छू तक नहीं पाया । वे सहज स्वभाव के एक भावुक व्यक्ति थे । उन्हें कविताएँ लिखना, वीणा बजाना तथा बच्चों के साथ रहना पसंद था । वे 'सादा जीवन, उच्च विचार' में विश्वास रखते थे । कलाम साहब का जीवन हम सभी के लिए प्रेरणादायक है । कलाम जी तपस्या और कर्मठता की प्रतिमूर्ति हैं । राष्ट्रपति पद की शपथ लेते समय दिए गए भाषण में उन्होंने कबीरदास जी के इस दोहे का उल्लेख किया था - 'काल करे सो आज कर, आज करे सो अब' अर्थात् आज का काम कल पर मत छोड़िए ।

प्र0.1 डॉ. कलाम ने भारत को क्या बनाने का सपना देखा है?

प्र0.2 डॉ. कलाम का स्वभाव कैसा था ?

प्र0.3 डॉ. कलाम को किस-किस पुरस्कार से सम्मानित किया गया है ?

प्र0.5 डॉ. अब्दुल कलाम किसकी प्रतिमूर्ति है ?

प्र0.6 डॉ. कलाम ने किस दोहे का उल्लेख राष्ट्रपति पद की शपथ लेते समय किया था ?

प्र0.7 इस गद्यांश का शीर्षक लिखिए तथा गद्यांश को पढ़कर आपको क्या शिक्षा मिली? लिखिए ।

परियोजना कार्य



मूल विषय- 'हम पृथ्वी गृह के रक्षक'

भाषायी योग्यता /उद्देश्य -

- बौद्धिक योग्यता व रचनात्मकता का विकास ।
- स्वतंत्र लेखन व चिंतन क्षमता का विकास ।

पृथ्वी मनुष्य जाति व समस्त जीवों का निवास स्थान है। यही एक ऐसा गृह है जहाँ जीवन है। मनुष्य का कर्तव्य है कि वह पृथ्वी के पर्यावरण को बचाए। पृथ्वी को बचाने का आशय है इसकी रक्षा के लिए पहल करना व पृथ्वी को संकट से बचाना।

हमें अपने रहने के तरीकों को बदलना होगा और मिलजुलकर पृथ्वी के प्राकृतिक संसाधनों जैसे वन, जल तथा इसके पर्यावरण की रक्षा करने के लिए संकल्प लेना चाहिए और ठोस कदम उठाने चाहिए।

सदन अनुसार पृथ्वी के संरक्षण के लिए भिन्न - भिन्न गतिविधियाँ दी गयी हैं। ध्यान से पढ़कर हर गतिविधि को अपने सदन अनुसार सुन्दर ढंग से बनाएँ। परियोजना कार्य विषय के अनुसार कीजिए। दी गयी गतिविधियाँ पृथ्वी के संरक्षण और सामाजिक मूल्यों को ध्यान में रखकर बनाई गयी हैं।

निर्देश -

- नीचे दिए गए कार्य सदन अनुसार विभाजित हैं। अतः अपने सदन के अनुसार कार्य कीजिए।
- परियोजना कार्य पठनीय व सुन्दर लिखावट के साथ बनाइए।
- परियोजना कार्य की लिखित व मौखिक प्रस्तुति का रचनात्मक मूल्यांकन (FA) होगा।
- परियोजना कार्य के अंत में अपना नाम व सदन अवश्य लिखें।

परियोजना कार्य

1) पृथ्वी / नीर

विषय - 'प्लास्टिक हटाओ प्रदूषण घटाओ '


निर्देश - प्लास्टिक से होने वाली हानियों पर एक कोलॉज बनाएँ व दूसरे पृष्ठ पर लेखन कार्य करें जिसमें आप नीचे दिए गए विषयों की जानकारी लिखेंगे। लेखन कार्य के लिए लाइनों वाली शीट का प्रयोग करें ।

- 1- प्लास्टिक व पॉलिथीन के दुरुूपयोग
- 2- इनसे होने वाले दुष्परिणाम
- 3- प्लास्टिक का विकल्प
- 4- प्लास्टिक प्रदूषण से बचने के उपाय

सामग्री - A4 पेस्टल शीट , रंग, स्केच पेन आदि ।

उदाहरण -

शीट -1 कोलॉज -'प्लास्टिक से होने वाली हानियाँ '



शीट -2

लेखन कार्य

प्लास्टिक व पॉलिथीन के दुरुूपयोग

परियोजना कार्य

2) अग्नि /वायु

विषय - 'वन हमारी अमूल्य संपदा'


निर्देश - एक आरेख का निर्माण कीजिए जिसमें आप नीचे दी गई बिंदुओं की संक्षिप्त जानकारी विषय व चित्र सहित लिखेंगे। इस कार्य के लिए आप दो पेस्टल शीटों का प्रयोग करेंगे। लेखन कार्य के लिए लाइनों वाली शीट का प्रयोग करें।

1. वन कटने से हानियाँ
2. वन संरक्षण के उपाय
3. राष्ट्रीय उद्यानों का उद्देश्य व महत्व उदाहरण सहित
4. मनुष्य का योगदान वनों के संरक्षण में

सामग्री - A4 पेस्टल शीट, रंग, स्केच पेन आदि।

उदाहरण -

शीर्षक - वन कटने से हानियाँ

चित्र 

वन कटने से हानियाँ
लेखन कार्य

शीट -1

शीर्षक

चित्र चित्र

चित्र चित्र

शीट -2

लेखन कार्य

SUBJECT- MATHS

General Instructions

Have you ever wondered when will you need to use Maths outside of school?

Truth is, we use Maths as a foundation to make hundreds of decisions all the time! From cooking to shopping, from creating art to travelling, Maths can make our lives easier. If you aspire to be a mathematician, engineer or scientist, you probably expect to use complex mathematical concepts sometimes years down the line. But all of us use the skills developed in Math classes to help solve tricky real-world or work-related problems, in our day-to-day life. It is thus essential to build a strong foundation of mathematical skills. Get ready to embark on this journey by following the given instructions:

- Make a thin practice notebook (square ruled)
- Keep the first 5 pages for Math Exploration. Yes! Exploration. Collect and paste info graphics, data or pictures showing geometry from the newspapers / magazines in these pages.
- Write and learn the Tables of 6, 7, 8, 9 (10 pages)
- Solve 2 questions each of four Basic operations (10 pages)
- Remember to do corrections of questions that you get incorrect!
- Write date on each page.
- Be ready to get a '*pat*' on the back and an appreciation note in the notebook from your parents for your dedicated practice.

Learning Resource Book Pages – 1, 2, 4, 5, 15 to 17, 20, 21, 26, 27, 99, 100

Important points to be noted –

1. Project work will be carry 10 marks and will be evaluated as MA1 (Multiple Assessment) activity.
2. MATH PORTFOLIO – 5 marks
Math Lab file will be referred to assess child's work for Maths Portfolio. Maintain a record of lab activites through an index. Make an Index of 25 rows as per given format –

S. No.	Date of Activity	Name of Activity	Topic	Tr. Sign.

3. Take a printout and paste the index on the inside cover of Math lab file. Give a colourful mathematical border.

Worksheet-1

NAME _____ CLASS – _____ SEC. _____ ROLL NO. _____

Topic: Mixed Operations and rounding numbers

Learning Objectives : To practice questions based on mixed operations

To enhance decoding skills

Solve The Earth Code...!

$$9 \times 9 = \underline{\quad} E$$

$$1000 - 990 = \underline{\quad} D$$

$$9898 - 9892 = \underline{\quad} A$$

$$2 + 3 + 10 + 85 = \underline{\quad} Y$$

$$\text{Predecessor of largest 2-digit even number} = \underline{\quad} H$$

$$77 \text{ rounded to nearest } 10 = \underline{\quad} K$$

$$8 \times 8 = \underline{\quad} R$$

$$123 - 24 = \underline{\quad} T$$

$$8344 \times 0 = \underline{\quad} M$$

$$100 - 50 - 49 = \underline{\quad} V$$

0 6 80 81 81 1 81 64 100 10 6 100

81 6 64 99 97 10 6 100



Worksheet-2


NAME _____ CLASS – _____ SEC. _____ ROLL NO. _____

Topic: Data Handling (Reading and Interpreting Pictographs)

Learning Objectives :

To revise interpreting pictographs.

To relate the concept of recycling and feel motivated to apply the same in daily life.



EACH  **SHOWS 5 BAGS**

1. How many bags did JANE recycle? _____
2. How many bags did MATT recycle? _____
3. How many bags did SALLY recycle? _____
4. How many bags did TOM recycle? _____
5. How many more bags did SALLY recycle than JANE? _____
6. How many fewer bags did MATT recycle than TOM? _____
7. How many bags did JANE and TOM recycle? _____
8. All together, how many bags did the children recycle? _____

Worksheet-3

NAME _____ CLASS – _____ SEC. _____ ROLL NO. _____

Topic: Large Numbers

Learning Objectives :

To foster critical thinking skills.

To foster strong number sense.

Instructions – Look at the numbers given below and fill in the grid.

Eg- To fill the number in column with ☆ look for a 4-digit number with 1 in hundreds place.

☆

		1	0	5	2	6							
							5	7	8	7	3	1	

3 DIGITS		4 DIGITS			5 DIGITS		6 DIGITS
132	471	1364	5074	7482	10526	59423	578731
195	551	1679	5673	7729	17538	63410	647982
349	729	1875	6219	8416	57809	64325	
457	834	2146	6874	9168	59248		
		2951	7210	9628			

PROJECT WORK

Theme: 'We, the Savior of Mother Earth' (Houses: AGNI, NEER)

Project- 1- Nature Art Cubes (Integrated activity with Art and EVS)


Learning Objectives

- To foster values of care for environment.
- To understand the concept of net of a cube.
- To recapitulate the concept of cube.
- To enhance creative thinking skills.

Material required: One thick white A4 sheet, Fine Tip Markers, Bold Markers/ colour pencils or sketch pens, scissors, glue, clear tape.

Instructions:

1. Watch the given link and make the net of a cube (do not fold the net)-
<https://www.youtube.com/watch?v=-0bbAfOuh-M>
2. Each face of the cube should be 7cm by 7cm (4 faces in a row will be 28cm).
3. Find Tessellating patterns in nature designs to make simple patterns on any 3 faces of the cube using pencil & fine tip markers. Colour the same.
4. Write any three quotes (i.e. one quote on one face of cube) on the remaining three faces.
5. Fold the net to make a cube and paste it with the help of glue.
6. Go creative while presenting your work!



PROJECT WORK

Theme: 'We, the Savior of Mother Earth' (House: PRITHVI, VAYU)

Project -2: 'Junkbot Saviour' (Integrated Activity with Art and EVS)

Learning Objectives

- To foster love for nature.
- To reinforce the values of reusing creatively.
- To recapitulate the concept of cubes and cuboids.
- To enhance creative thinking skills.

Material Required : Empty boxes of various products like face cream, mugs, bandage box etc. (cubes and cuboids), fevicol, colours, a-3 size mountboard, any a-4 size light colour thick paper, colored papers, any waste material as required.

Instructions

1. Draw a rough sketch of your junkbot robot in your mind . Find out the empty boxes required to make the same.
2. Arrange them roughly to create your robot. Now, cover them with colored papers and rearrange and fix the same using fevicol.
3. Add the other waste material to add any body parts and other accessories.
4. Paste this robot on your mountboard and write about your junk bot robot on half -folded a-4 size sheet. Write how your robot will contribute to save Mother Earth.
5. Paste this sheet alongside the robot .



SUBJECT – EVS

Earth is a beautiful living planet in the Universe and the common habitat of more than 7 billion human population and millions of species of biodiversity. Our Earth provides us with food, shelter and most of our requirements.

Despite unavoidable free services provided by the earth to humans, we are not able to pay back her kindness. Rather we humans are being cruel to Mother Earth with our selfish activities. Mahatma Gandhi said, “Earth provides enough to satisfy every man’s need, but not every man’s greed.”

Solutions to environmental problems are not impossible for superior creatures like humans, if we are committed. As young children & global citizens, you too have the responsibilities towards Mother Earth. Your first role in nature is to reduce your own carbon footprint via eco-friendly activities. Then, you can form a GREEN ORGANIZATION along with some other energetic people to raise awareness in your peer circle, neighbourhood & the community about environment sanitation by changing degradable wastes into compost manure & by following 3R principle (reduce, reuse & recycle) of non-degradable wastes.

GENERAL INSTRUCTIONS

1. Remember to write your name, class & section on each worksheet and project.
2. Do the work on your own with minimum help from your parents. Do not opt for any professional help.
3. **The worksheets are to be done by all the students.**
4. Read the newspaper daily to keep yourself updated.
5. Write in a neat and legible handwriting.
6. Revise whatever you have learnt in the classroom.
7. Don’t waste the resources.



WORKSHEET - 1

NAME _____ CLASS – _____ SEC. _____ ROLL NO. _____



✍ Look at the picture and complete the phrases.

be protect save recycle cut down
 plant have throw away put



1.




2.



3.



4.



5.



6.



7.



8.



9.



10.



11.



12.

1. the planet.

7. bottles, cans & paper.

2. animals.

8. rubbish on the ground.

3. rubbish in the bin.

9. trees.

4. trees.

10. baths.

5. plastic bags.

11. glass in the green bin.

6. water.

12. green.

Worksheet – 2

NAME _____ CLASS – _____ SEC. _____ ROLL NO. _____

Topic- Environment

Fill in the blanks with the help of words given in the box below –

1. You can _____ old newspapers. You can use them again to make new paper.
2. _____ is something you throw away.
3. Coal and oil are _____.
4. _____ happens when too many trees are cut down.
5. A rise in _____ happens when lots of ice melts because of warmer temperature.
6. _____ want to protect the environment.
7. Deforestation will cause many animals to lose their _____, the place where they live.
8. When a kind of animal loses its habitat because of deforestation, it may become _____.
9. Air Pollution causes _____ which can result in global warming and stronger storms.
10. Drinking straw is _____. I will use it once and then throw it away.

extinct	Deforestation	Garbage	recycle	disposable	habitats
fossil fuels	sea level	climate change	Environmentalists		



Worksheet – 3

NAME _____ CLASS – _____ SEC. _____ ROLL NO. _____

Q1. Imagine yourself to be President of your Society. Mention the steps that residents in your society can take to reduce pollution. Also write how they can reduce waste and save money. (Write at least four steps along with illustrations)

Q2. Write about five practices that you follow in your daily life to reduce pollution and make our planet green.



PROJECT WORK

Theme: ‘We the Saviour of Planet Earth’

Research on Ocean Pollution and its impact on marine ecosystem.

Learning Outcome – Develop awareness about safe disposal of waste and not polluting water bodies.

Q. What is Ocean Pollution? Research and find out its causes and impact on marine life. Also, write the ways to prevent it. Support your research with facts and pictures.

Make a poster on ‘Save Oceans’ and use it as a cover page. Present your work beautifully on A-3 size sheets. Punch them and tie them together with a decorative thread.



SUBJECT – ART & CLAY



Book Era of Art Pg nos. 21, 24, 34, 40, 41 and any one A-3 size painting of any one of these folk art.

- Warli Art
- Madhubani Art
- Gond Art
- Doodle Art
- Pop Art

Clay: Children will make their own name plate with fevicryl clay and colour it.

SUBJECT – COMPUTER



Create a Powerpoint Presentation on any SDG Goals (Apply pictures / transitions / animations). It should have 10 slides.

PHYSICAL EDUCATION

Workout 1 – Circuit Workout (For the first three weeks of Summer Holidays)

Sno.	Exercise	Time Intervals
1	Jumping Jacks	1 Min
2	On the spot Jogging	1 Min
3	Burpees	1 Min
4	On the spot Jogging	30 Sec
5	Push Ups	1 Min
6	Sit Ups	1 Min
7	On the spot Jogging	30 Sec

REST FOR 2-5 MINUTES AND REPEAT THE ENTIRE CIRCUIT AGAIN.

Workout 2 – Pyramid Workout (For the last three weeks of Summer Holidays)

Sno.	Exercise	Repetitions
1	Jumping Jacks	25
2	Frog Jumps	20
3	Push Ups	10
4	Walking Lunges	10
5	Push Ups	10
6	Frog Jumps	15
7	Jumping Jacks	20

ASSIGNMENT: All students have to note down their daily exercises in the “My Fitness Diary worksheet” as enclosed with this programme.

	SUN	MON	TUES	WED	THURS	FRI	SAT
W01							
W02							
W03							
W04							
W05							
W06							

HOLIDAY HOMEWORK

Class4

MY FITNESS DIARY

#DAILYFITNESS

#STAYHOME

#STAYSAFE

#EATHEALTHY

#DRINKLOTSOFWATER

NOTE: All students must follow the below mentioned rules as irregular and unsystematic exercises can do more harm than good.

- 1) Dress in proper sports clothing.
- 2) Drink Fluids to avoid Dehydration.
- 3) Warm up by stretching and on spot jogging before doing the exercises as it lowers the risk of strains, sprains and injuries.
- 4) Cool Down for few minutes to slow down after the exercise session as it lowers the risk of strains, sprains and injuries.
- 5) All exercises should be done with proper intervals.
- 6) Proper rest is essential after exercise to let the body recover.
- 7) Proper diet and nutrition are extremely necessary after the exercise sessions.

Happy Holidays!!

Stay Indoors, Stay Safe