

**AHLCON INTERNATIONAL SCHOOL**  
**MAYUR VIHAR PHASE-1, DELHI-110091**  
**PRE-PRIMARY SECTION**






Circular No. AIS / 2022-23 / Letters and Sounds

Date: 13.05.2022

Name of the Student \_\_\_\_\_ Class- Nursery Sec \_\_\_\_\_ Roll No. \_\_\_\_\_

Dear Parent

Your child is learning in school about **beginning consonants**.

				
tortoise	lamp	lotus	tomato	tap

Being aware of the connection between **sounds & letters** is an essential step in learning to read. You may enjoy sharing **some** or **all** of the following activities with your child.

**1. Letter Hunt:**

Choose a letter of the day and help your child look around the house for objects whose names begin with that letter. For example 'l' in lamp, 't' in tap etc. Invite other members of the family to join in the hunt.

**2. Sound to Letter:**


Make talking about **letters and sounds** part of your everyday conversation, eg- if you're out together in the park point towards a **leaf**, explain him / her that leaf begins with 'l' like leg, lips. Tree begins with 't' like in tomato, tiger.

**3. Reading Together:**

We are sending home '**My Book of Sounds-1**' today. In your 'US' time together help your child to read and identify things beginning with the given sound. It's fine if it takes more than a week for your child to understand and enjoy this booklet.

We do hope you enjoy and have a wonderful experience while reading and learning together.


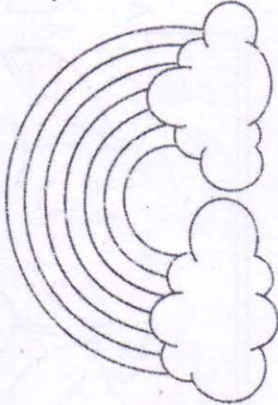
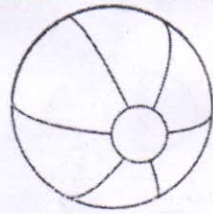
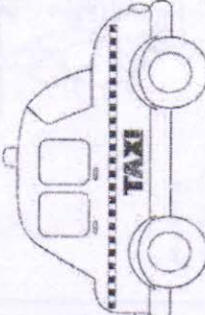
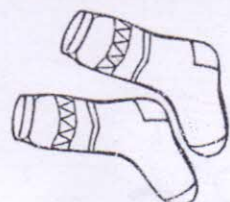



With Warm Regards



**Pooja Shandilya**  
Assistant Headmistress



- Identify and say aloud the sounds written in the circle.
- Say the picture name aloud.
- Color the picture beginning with the sound 't' and 'l'.




AHLCON INTERNATIONAL SCHOOL  
 MAYUR VIHAR, PHASE – 1, DELHI -110091  
 MY BOOK OF PHONOGRAMS-I

Name-

Class-

- Identify the pictures which are big and small.
- Color the object which is big and circle the smaller one.





- Look at the scene carefully.
- Say the name of each picture aloud.
- Write the initial sound of picture in the given box.

