

AHLCON INTERNATIONAL SCHOOL
MAYUR VIHAR PHASE-1, DELHI-110091
FOUNDATION STAGE -1



Dear Parents,

Summer break is a welcome break. A break from fixed routines, rules and regulations of the school. We get freedom to do things and freedom brings more responsibility. We have planned our activities keeping this in mind! Please guide your children in exploring their creativity, completing their homework, which would further help them in channelizing their energy in a productive and positive manner. It is our prime responsibility to maintain a positive environment and below are few suggestions and activities to make your child's long summer break productive and fruitful.

1) Establish Educational Structure -

Make a timetable for structured activities as well as free time learning for better discipline and behaviour. Including physical exercise on each day can help children cope up with anxiety and effectively channelize their extra energy at home.

2) Communication Skills Play a Pivotal Role-

- Spend time together talking to your child and do listen patiently. Try conversing in English to help them be comfortable with the language and teach the correct pronunciation and usage.
- Encourage your child to share ideas, ask questions and help them in learning new vocabulary words when they are stuck or at times when they are saying sentences.

3) Knowledge is Power-

- Cultivate in your child daily reading habit. Do read bedtime stories or allow them free reading time.
- Read aloud to your child and pause occasionally to ask questions about the story.

4) ***Honing Pre-Writing Skills***

Encourage on finishing the work in a set time period for enhancing the speed and accountability. Strokes / Patterns / Colouring i.e. neatness, correct formation, uniformity in proper slant and distancing of strokes/pattern.

5) ***Make Them More Independent by teaching them activities like:***

- Folding their mats, aprons, and clothes.
- Learning to wear shoes and socks; Buttoning and unbuttoning the shirt.
- Removing the dishes after eating and washing them.
- Keeping back the toys, shoes, books, etc. properly in shelves or cabinets.
- Doing small chores like; laying out the table, dusting, cleaning windows, making their own bed, tidying the room, dressing up on their own.

6) ***My Surroundings – My Responsibility***

- Encourage your child to raise a plant by planting seeds.
- Save water by closing the tap, Switching off lights/fans /TV after every use.
- Keep surroundings and environment clean by not littering. Do not throw anything out of the window, car or balcony. Always throw garbage in the dustbin.

7) ***Spending Quality Time Together***

- Have all the meals with your child. Teach them the importance of food and make them realize how lucky they are as many children do not get even one-time meal. Therefore, they must not waste food.
- Play and teach them a new game which you enjoyed playing in your childhood.
- Find out how your child would like to spend time with you.

8) ***Outings: Learning Beyond Book-***

- Plan educational as well as entertaining Indoor/Outdoor activities for your child. Take them to places of his/her interest e.g.– children's park, zoo, garden, monuments, museum, etc.
- Take them to visit their grandparents and let them strengthen the bond. Their love and emotional support is very important for your child. Let them learn the importance of relationships.

9) ***Keeping It Positive-***

- Children are likely to follow their routine if we give them positive instructions and lots of praises/appreciation for what they do right. This will reassure them that you love and care.
- Let your kids have a diverse balanced time watching their favourite cartoon, reading books, drawing, colouring, painting, and helping you in household chores.
- At the end of each day, ask your child to take a minute to think about one positive or fun thing they did today. Don't forget to praise them for what they did well today by saying that you are a star!

Ahlcon strongly believes that the key for Sustainable Development is the management of environmental and human resources. We have always focused on the immediate challenges of Sustainable Development by providing the best educational practices to our students. We have been trying to expose children to interesting, innovative activities so that they become lifelong learners.

United Nations proposed 2030 agenda for Sustainable Development Goals which includes a set of 17 Goals. Like last year, this year again, we carry forward our endeavor to work and support these UNSDGs.

*The activities are designed in such a way that children will be engaged in creative and fruitful pursuits during the summer break. **Kindly avoid using glitter in any form in the assignment sheets given to you as we have pledged 'NOT TO USE GLITTER' / GLITTER TAPE / SPARKLE / SPARKLE SHEETS. This resolution has been taken as a step towards saving environment.***

We wish you have a great summer vacation full of joy and sunshine. Don't forget to bring memories from the beautiful places you are visiting. We wish you and your ward a very rejuvenating vacation.

Please note the following general information:

Summer Vacation: The summer vacation begins from **15.05.2023 to 02.07.2023. The school shall resume w.e.f. Monday, 03.07.2023.**

My Summer Activity Sheets: We will be emailing the activity sheets which are specially planned and designed by the teachers. We are sure children will find it quite engaging and enjoyable. It will also be posted on our blog <https://www.ahlconinternational.com/blog/category/foundationstage/> for **Classes- Nursery to II** which you can download and get the work done.

Looking forward to your support. Stay safe!! Stay healthy!!



Ms. Pooja Shandilya
Headmistress



Mr. Sanjay Yadav
Principal

SESSION – 2023-24

SUMMER HOLIDAY HOMEWORK

Name:

CLASS: PREP



Summer brings us nice warm sun,
For playing, running and lots of fun.
We love drawing and colouring too,
Time to think something new.
To do all these things and more
We get summer break to explore the more,
Holiday homework never makes us bored,
Let's have fun and let's rock and roll....



*WISHING YOU A WONDERFUL AND ENJOYABLE
SUMMER BREAK*

Subject: English

Topic: Recap of Phonograms

Aim: 'at' and 'an' Phonograms.

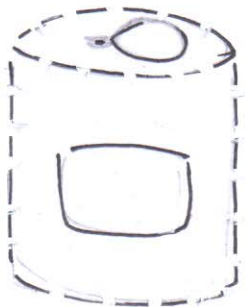
Guidelines: Complete the picture and write the name.



— a —



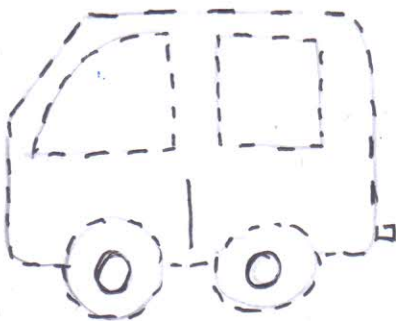
— a —



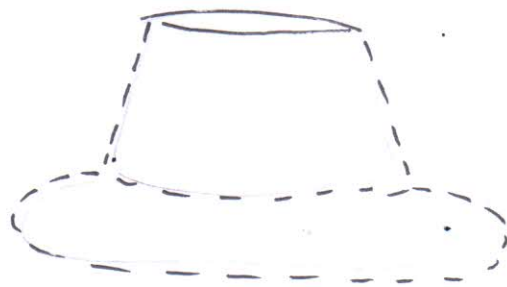
— a —



— a —



— a —



— a —

Subject: English

Topic: Writing practice

Aim: To enhance writing skills.

Guidelines: Ask your child to write letters Aa - Gg independently in the lines given below.




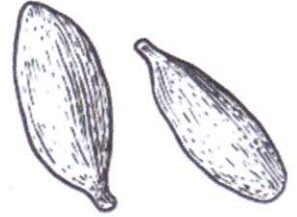

Aa
Bb
Cc
Dd
Ee
Ff
Gg

विषय - हिंदी

उपविषय-स्वरों की पुनरावृत्ति

उद्देश्य- बच्चों को हिंदी भाषा पढ़ने में सक्षम बनाना।

क्रियाकलाप- चित्र पहचान पर सही स्वर से मिलान करें।



अ	आ	इ	ई	उ
---	---	---	---	---

विषय - हिंदी

उपविषय-स्वरों की पुनरावृत्ति

उद्देश्य- बच्चों को हिंदी भाषा पढ़ने में सक्षम बनाना।

क्रियाकलाप- नीचे दिए गए स्वरों को पढ़ें व पहचानें तथा दिए गए रंगों के अनुसार हर एक बक्से में रंग भरें।

अ - लाल

आ - हरा

इ - पीला

ई - नारंगी

उ - नीला

इ	आ	अ	ई	उ	आ
अ	उ	इ	आ	अ	ई
अ	आ	ई	उ	अ	इ
उ	ई	इ	अ	उ	आ
ई	अ	उ	इ	आ	ई
उ	आ	इ	अ	उ	ई

विषय - हिंदी

उपविषय-स्वरोँ की पुनरावृत्ति

उद्देश्य- बच्चों को हिंदी भाषा पढ़ने और लिखने में सक्षम बनाना ।

क्रियाकलाप- स्वर 'अ', 'आ', 'इ', 'ई', 'उ' को नीचे दी गई रेखाओं में लिखें ।

अ आ इ ई उ

विषय - हिंदी



उपविषय-स्वरों की पुनरावृत्ति

उद्देश्य- बच्चों को हिंदी भाषा पढ़ने और लिखने में सक्षम बनाना।

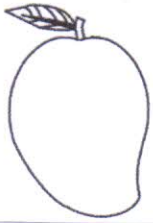

क्रियाकलाप- चित्र पहचान कर सही स्वर पर गोला बनाएँ। दी गई रेखाओं में यह स्वर लिखें तथा दिए गए खली स्थान पर संबंधित एक और चित्र बनायें।




अ आ



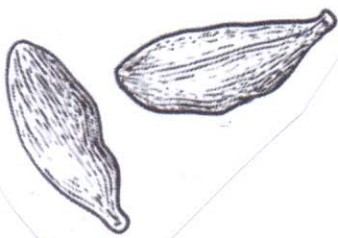

इ ई




उ अ



उ अ



इ ई








Subject: Maths

Topic: Adding Value to Quantity

Aim: To enhance logical reasoning and mathematical skills among children.

Guidelines: Encourage the child to correlate the concept of adding value to quantity by asking him to count the objects as per the number given for example 5 spoons, 2 pens and so on. Later, motivate the child to do the following activity of adding quantity to the value given. Draw the given pictures as per the given number.

1 	
3 	
5 	
2 	
4 	

Subject: Maths

Topic: Number Writing under Tens and Ones

Aim: To help children practice number writing by helping them understand the concept of tens and ones.

Guidelines: Encourage the child to write numbers in correct order from 1 to 10.

T	O

T	O


T	O

Subject: Maths

Topic: Number Sequencing

Aim: To help children understand the correct sequential order.

Guidelines: Help the little bee reach her home by completing the correct sequential order of numbers from 1 to 10. Encourage your child to orally count the numbers from 1 to 10. Later, motivate the child to colour the numbers in the right order.



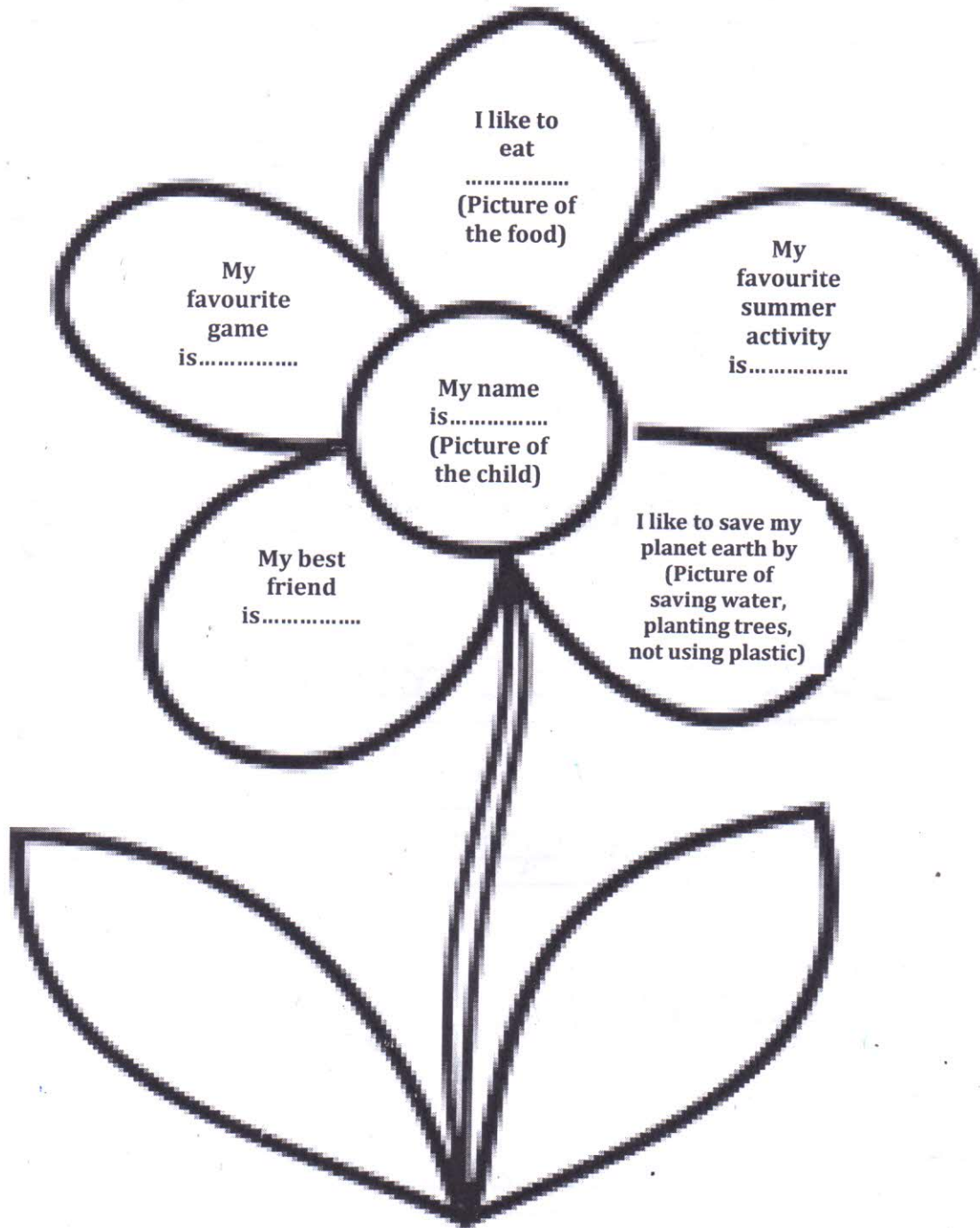
Aim: To develop awareness of self.

Guidelines: Teaching children about emotions and feelings is very critical. They should be aware of their likes and dislikes and should be encouraged to introduce themselves in 2-3 sentences with basic tone and pronunciation.

Here's an interesting craft, your child can create and use it as a prop while introducing themselves.

Kindly follow the steps given below –

1. Make a cut out of a flower using an A-4 size sheet.
2. Paste / draw picture on each petal as per the instructions given below.







Subject: General Awareness

Topic: Healthy Habits

Aim: To make the children understand importance of healthy habits.

Guidelines: Discuss with your child importance of adopting healthier habits as it will make the big difference in their overall grooming. Encourage them to look at the pictures given below and understand what is healthy and what is unhealthy and then colour thumbs up and thumbs down accordingly.




Subject: General Awareness

Topic: G-20

Aim: To make children aware about our country and things happening in our country.

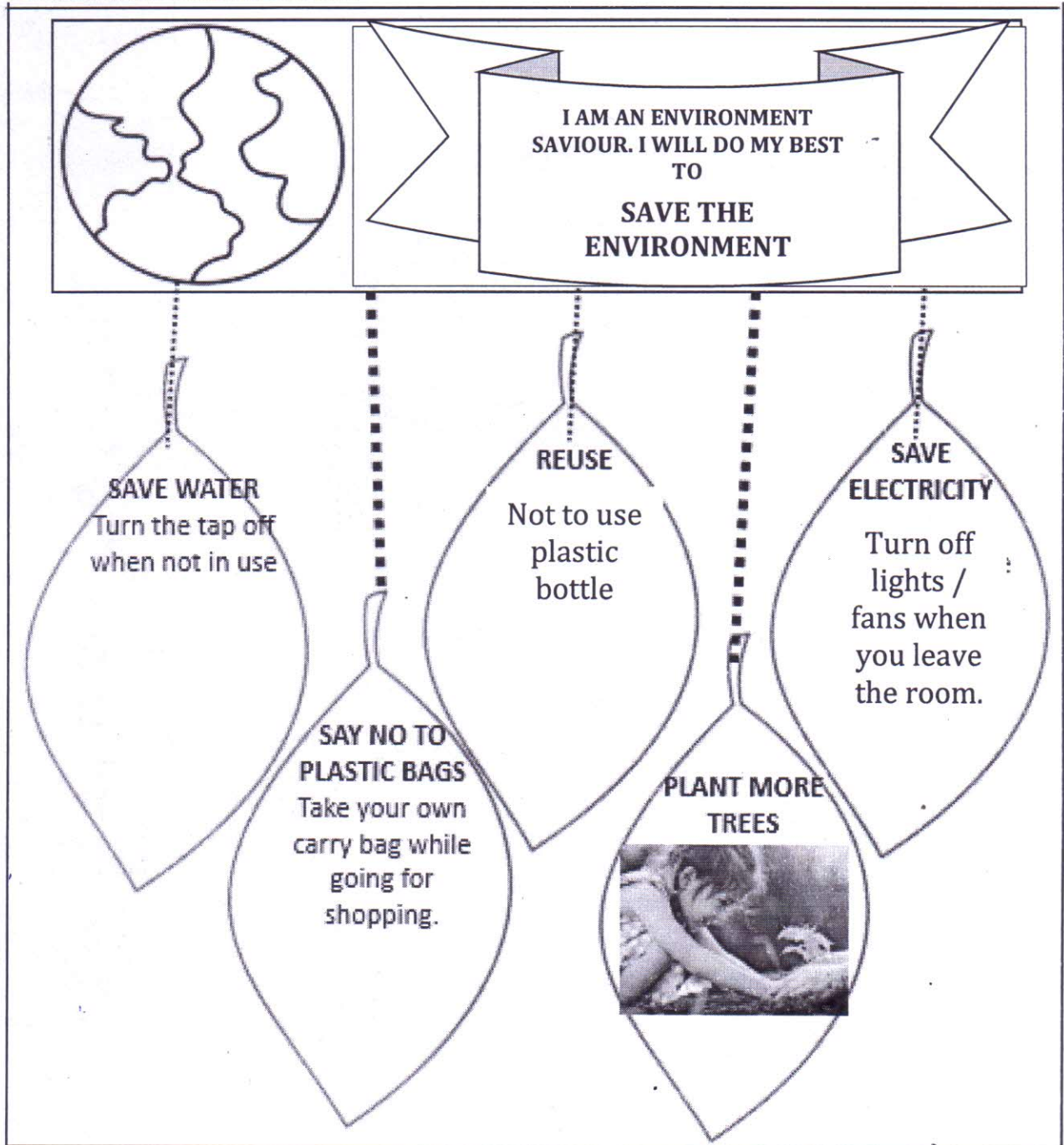
Guidelines: Talk to your child about G-20 and how this time India is hosting a group of 20 most developed and developing countries. Make the child aware about its logo and the importance of the theme 'Vasudaiva Kutumbakam' through the links shared as resource. Later, encourage your child to colour G-20 written below and do tearing-pasting in the lotus shared below. Also, encourage your child to paste flags of the 20 participating countries of G-20 on A-4 size sheet and ensure that the child brings the sheet to school after summer break.

G 20



Aim: To create awareness about reduce, reuse and recycle of old goods to save the environment. (SDG-12)

Task: On this Environment Day, encourage your child to create something from waste material available in your house such as used plastic bottles, paper cups, plastic spoons, beads, buttons, CDs, waste cardboard, shoebox, empty matchbox, etc. and do our planet a favour. It would be a great idea to reuse these wastes to create and decorate a wall hanging to show what you can do to protect the environment. You can encourage the child to develop the good habits, click their pictures and paste them to make a beautiful wall hanging. Example is given below for your reference. You can help your child to create 'I am an environment saviour'.




Subject: Moral Values


Topic: Father's Day (18th June)

Aim: To develop the sense of importance of 'Father's Day'.

Guidelines: Father's Day is a celebrated of honoring fathers / grandfathers and celebrating fatherhood, paternal bonds and the influence of fathers / grandfathers in society. It is celebrated worldwide to recognize the contribution they make in the lives of their children. It is observed on the third Sunday in June. This year it is on 18th June. So, on this Father's Day, help your child in making a card for father / grandfather and show love and affection to them. Send the card after the summer break.



https://www.youtube.com/watch?v=oxEOhVAtjHw&ab_channel=SairaArt%26Craft



Subject: Life Skill



Topic: International Yoga Day (21st June)

Aim: To enable the students to make yoga part of their daily routine and to have good mental health and fitness.

Guidelines: The International Day of Yoga aims to raise awareness worldwide. It is celebrated on 21st June and lays emphasis of yoga for over all health of body and mind.

Follow the link given below to understand few yoga poses and complete it with suryasana at the end.

Now, ask your child to depict any one yoga pose using stick figures. See the picture given below for reference.



Subject: Life Skills

Topic: Personal Hygiene

Aim: To make the children aware of importance of personal hygiene.


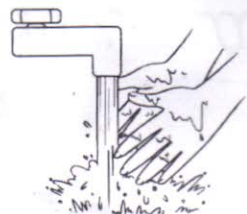


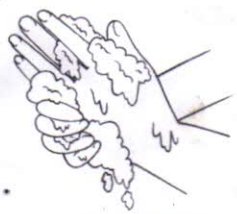
Guidelines: Encourage your child for 'Personal Hygiene'

- Brushing teeth twice daily.
- Combing hair regularly.
- Bathing everyday.
- Washing hands before and after meals.
- Trimming the nails and keeping them clean.

Encourage your child to draw or paste the pictures of the things which helps them to keep clean in the given space below-



Put the five steps to wash your hands the right way in the correct order by writing numbers from 1 to 5 inside each square.

<p>Lather Put soap on your hands and rub your hands together.</p>  <input type="text"/>	<p>Wet Wet your hands with clean water.</p>  <input type="text"/>	<p>Dry Dry your hands with a clean towel.</p>  <input type="text"/>	<p>Rinse Rinse the soap off of your hands.</p>  <input type="text"/>	<p>Scrub Scrub your hands for 20 seconds.</p>  <input type="text"/>
---	--	--	---	--

AHLCON'S JADUI PITARA (Inspired by NEP 2020)



Children in the foundational stage learn most effectively through Manipulating and engaging actively with the material around them using all their senses. To enable this rich sensorial experience carefully chosen Teacher Learning Materials play an essential role.

As per National Curriculum Framework for foundational stage (NCF-FS), Jaadui Pitara is learning – teaching material designed for children aged 3 to 8 years old, consisting of play books, toys, puzzles, flashcards, story books and worksheets.

Ahlcon 's Jaadui Pitara Activities

(Khul ja sim sim....)

Activity-1

Topic- Online Games

Guidelines - Children to sit with the parents and enjoy some online games from the links given below-

<https://wordwall.net/resource/3677609> <https://wordwall.net/resource/18488880>
<https://wordwall.net/resource/15980322> <https://wordwall.net/resource/19643147>
<https://wordwall.net/resource/22562782> <https://wordwall.net/resource/3522536>
<https://wordwall.net/resource/6687291> <https://wordwall.net/resource/19931829>
<https://wordwall.net/resource/14156166>

Activity-2

Topic- Story Telling

Aim – To inculcate good moral values through stories.

Guidelines - Grandparents/ Parents to sit with the child and narrate any Panchtantra stories in Hindi or English. Discuss about the moral values of each story. Help your child to make a puppet to support his / her story and encourage them to narrate the story in their own words. Later, Students will read or listen short stories from e-books. (Links are given below)

<https://www.storyjumper.com/book/read/110963642>

<https://www.storyjumper.com/book/read/111283582>

<https://youtu.be/uEKPJKiwM6o>


<https://youtu.be/k1jrsfifxd4>

- After reading or listening stories, child can choose any one story of his/ her choice and make a story board on A-3 sheet.

Guidelines for Story Board –

1. Divide the A-3 sheet into 4 equal boxes as shown below.
2. Children will create scene with thumb printing / tearing and pasting / drawing and colouring using their own imagination.

Scene 1	Scene 2
Scene 3	Scene 4



Sample of Thumb printing


- Encourage your child to narrate the story with a twisted moral using the story board to their friends when they join back school.

Guidelines: During your US time narrate a story in Hindi or English with a moral. Later, help your child to make a puppet to support his./ her story and encourage them to narrate the story in their own words.

Story
The Greedy Dog

There was a dog that was very hungry. He searched for food everywhere and at last he found a bone. He picked the bone with his mouth and started going back to his home. There was a bridge on the way to his home. When he started crossing it he saw his reflection in the water. The dog thought that there was another dog with a bone in water. He wanted to get that other bone too. So he started barking at his own reflection. His bone fell in water as soon as he opened his mouth. The greedy dog lost his bone.

MORAL OF THE STORY- Don't be greedy.



Aim: To inculcate good values in children and to make them more independent.

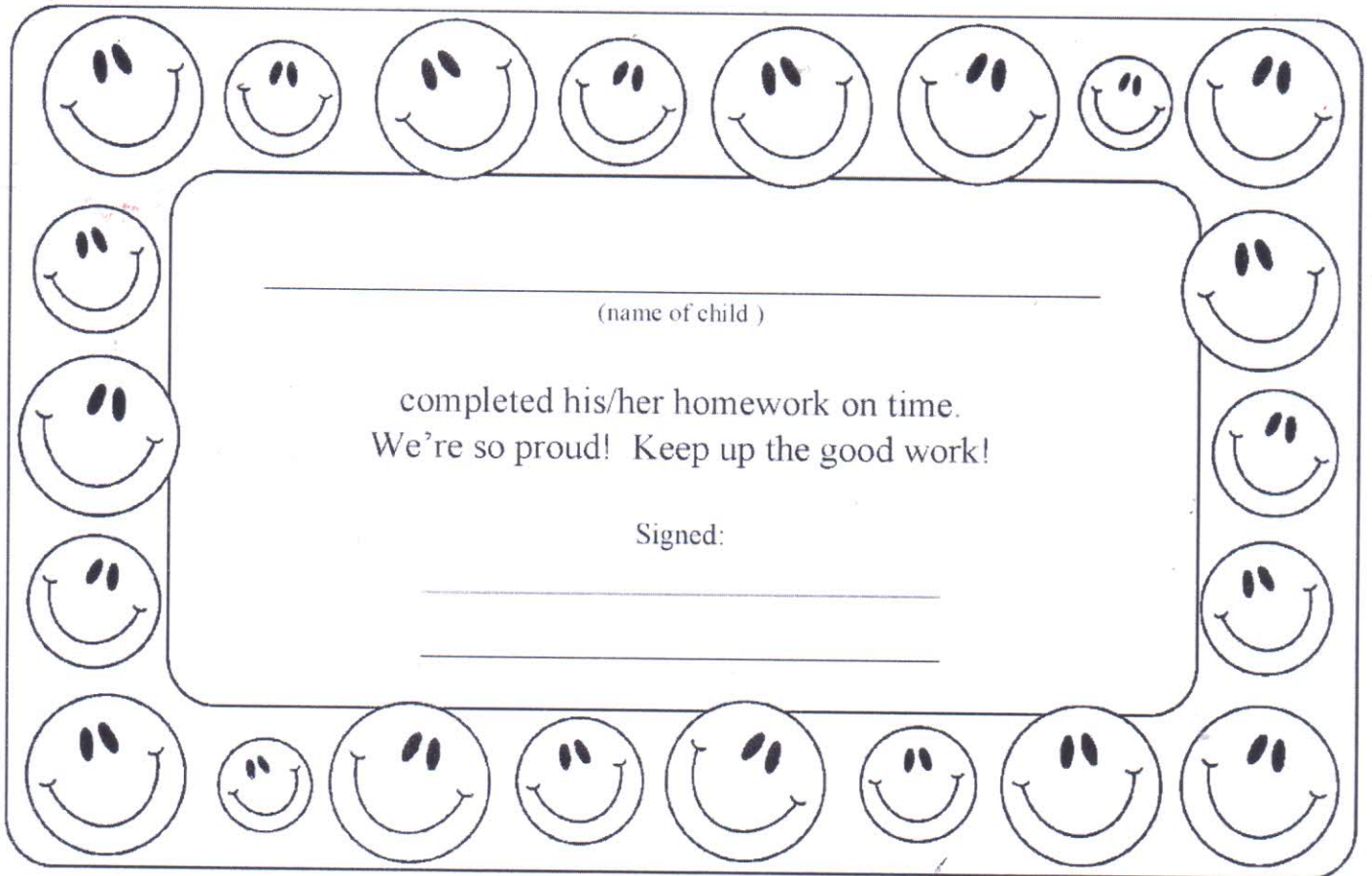
Guidelines: Incentive charts are **tools for changing children's behavior**. It highlights positive behavior or goal you want your child to achieve – for example, saying 'Please' or 'Setting the table' or 'Keeping the dishes' for washing, etc. Each time when your child does well, give star stickers in the space given on the chart. One star is rewarded for any good behavior or goal achieved whereas the two stars shows something extraordinary has been accomplished. A certain number of stars adds up to a reward for your child. The method of rewarding the children will reinforce positive behavior, making them independent and responsible.

- After completing the incentive chart, parents are requested to felicitate the child by presenting the **'Certificate of Appreciation'** given on the next sheet.
- You can click the joyful moment while presenting the Certificate to your child, share the same with the teachers in the class group or paste the picture here.

Name: _____

	Monday	Tuesday	Wednesday	Thursday	Friday	Saturday	Sunday
★ Good	Incentive Chart						
★★ Great job							
Brush twice a day	★ ★	★ ★	★ ★	★ ★	★ ★	★ ★	★ ★
Clean your room	★ ★	★ ★	★ ★	★ ★	★ ★	★ ★	★ ★
Wash hands before meal	★ ★	★ ★	★ ★	★ ★	★ ★	★ ★	★ ★
Set the table	★ ★	★ ★	★ ★	★ ★	★ ★	★ ★	★ ★
Keep dishes for washing	★ ★	★ ★	★ ★	★ ★	★ ★	★ ★	★ ★
Water the plants	★ ★	★ ★	★ ★	★ ★	★ ★	★ ★	★ ★
Read for 15 minutes	★ ★	★ ★	★ ★	★ ★	★ ★	★ ★	★ ★
Practice one letter	★ ★	★ ★	★ ★	★ ★	★ ★	★ ★	★ ★

HomeWork Certificate



(name of child)

completed his/her homework on time.
We're so proud! Keep up the good work!

Signed:

