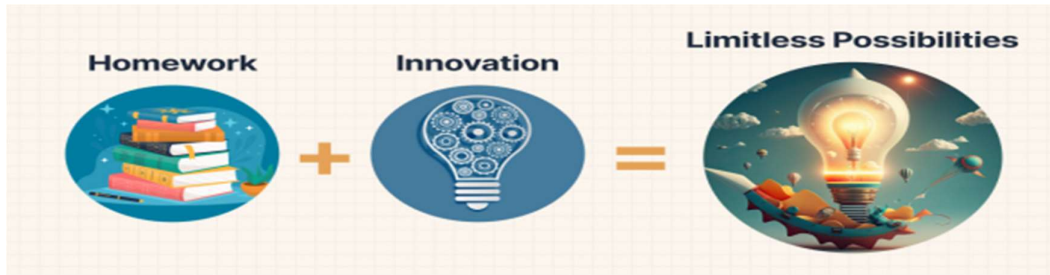


**SUMMER VACATION ASSIGNMENT**




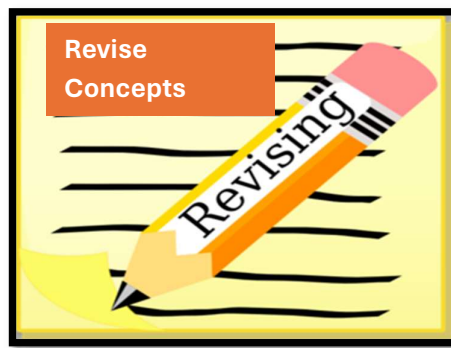
*“Success is the sum of small efforts repeated day in and day out”.*

Dear Parents,

Summer Vacation is a time for the children to enjoy and relax . These days are precious and valuable and can be made most from if judiciously used. We should always remind ourselves that children will not remember us for the gifts we shower upon them but will always cherish the time we spent with them. Its time to nurture young minds, inculcate moral values and narrate family anecdotes to keep them in touch with their roots.

Here are the few suggested activities which will help our students utilize their time effectively and have a good learning experience.





### ***Instructions for Holiday H.W. (For Children)***

1. Everything should be neatly written and not printed.
2. Your work should be your own and not done by an adult. Of course! Your elders can guide you.
3. Ensure timely completion of the given assignment.
4. **Assessment-** Holiday H.W. Projects will be considered as part of F.A. in all the subjects. Children are requested to complete the activities and submit to their subject teachers.
5. All the activities and the use of internet for doing the activities to be done strictly under the supervision of parents.
6. **Syllabus and Date Sheet for PT-1 is already mailed to you.**

**Please note the following general information:**

**Summer Vacation:** The summer vacation begins from **Wednesday, 15.05.2024 to Monday, 01.07.2024.**  
**The school shall resume w.e.f. Tuesday, 02.07.2024.**

**My Summer Activity Sheets:** We will be emailing the activity sheets which are specially planned and designed by the teachers. We are sure children will find it quite engaging and enjoyable. It will also be **posted on our blog** - <https://www.ahlconinternational.com/blog/category/preparatory/> for **Classes 3 to 5** from which you can download and get the work done.

**We wish you all a very rejuvenating vacation!**

**Enjoy, Enrich and Empower!!!**

**With Warm Regards**

**Kavita Shah  
Headmistress**

## LIFE SKILL ACTIVITIES (Classes 3 to 5)

Vacations not only give you a chance to relax and bond with your kids, but they also provide an opportunity for your children to learn valuable life skills and lessons that will serve them well for years to come.

Here are few suggested activities which may be already be in practice with many, however we could use this time to re-emphasize the values and skills of greater significance in life.

<b>WEEK - 1</b>				
<b>BETTER SOCIAL BEHAVIOUR</b>	<b>NURTURE INDEPENDENCE</b>	<b>HOST A QUIZ NIGHT</b>	<b>EFFECTIVE SOLUTIONS TO PROBLEMS</b>	<b>NIGHT UNDER THE STARS</b>
Right from wishing a pleasant morning, to sharing day to day stories, childhood stories can help them connect with you better.	Ask them to make their bed. Also, you can teach them to make their own milk and breakfast or clear their cupboards.	This can be a great way to get the family together. Fix a date and theme, and let your family prepare for it and participate	What shall we do if mum has to go out and a stranger visits home? Or how can we help our elderly neighbours if they are alone? These are some real life situations that need an instant solution. Prepare your kids for them through discussions on solutions.	This will allow you to talk about stars and teach them some constellations. Get a big tent, some hot chocolate, and popcorns and spend the night under the stars in garden or balcony.

<b>WEEK - 2</b>				
<b>MANAGE TIME</b>	<b>PRACTICE GARDENING</b>	<b>LEARN EMERGENCY NUMBERS</b>	<b>BE COMPASSIONATE</b>	<b>BAKE A SWEET TREAT TO ENJOY</b>
An excellent way to help them learn and manage time is to give them time-specific tasks. There are fun ways in which the kid can learn to manage their time – like keeping	Gardening is a great life skill to nurture from a young age. Gardening allows learners to become more responsible in caring for their plants. Gardening	Knowing the emergency numbers ensures that your child is equipped with the knowledge of who to contact in	Through life skills education, kids can learn to appreciate what they have and share it with others. Encourage them to volunteer in simple social causes or take them with you if you are volunteering.	Baking requires students to pay attention to detail, work methodically and employ lots of patience in waiting for their baked goodies.

a log of their time spent on playing, studying or using gadgets.	also exposes learners to a better understanding of the natural world and all of its elements.	differing emergencies.		
--	---	------------------------	--	--

## WEEK - 3

LEARN GROCERY SHOPPING SKILLS	LEARN ABOUT KITCHEN SAFETY	PLAN A PICNIC	TEACH KIDS TO SEW A BUTTON	COUNT MONEY AND MAKE CHANGE
Grocery shopping helps improve planning and budgeting abilities.	Kitchen safety should be practiced at all times. Learning about how to best work in a safe manner within the kitchen allows students to avoid causing any hazards or being subject to the consequences thereof.	Let your kids pack lunch for everyone on your next outing. Write out a menu, count the water bottles, find the ice packs, etc.	Basic sewing skills and the attention to detail that is required whilst engaged in tasks, help learners develop fine motor skills and self-control as well as focus and patience.	Counting money and learning how to give correct amounts of change, is a skill that everyone should be equipped with.

## WEEK - 4

BASIC FIRST AID	FAMILY TRAVEL LIFE SKILLS	EMOTIONAL REGULATION	GO FIRELESS	VISIT A MUSEUM
Teach your children how to reduce their pain or minimize the consequences of injury until an ambulance arrives.	<ul style="list-style-type: none"> <li>• Learning to work as a team is skill even parents have to practice and refine.</li> <li>• Travel is the perfect training ground to learn leadership and teamwork.</li> </ul>	<ul style="list-style-type: none"> <li>• The ability to regulate one's emotions is another vital life skill and goes hand-in-hand with resilience.</li> <li>• When things aren't going well or the way he or she wants, your child needs to learn how to keep his or her emotions in check instead of throwing an almighty temper tantrum.</li> </ul>	<ul style="list-style-type: none"> <li>• Encourage kids to be the chefs and prepare fireless dishes, shakes etc.</li> </ul>	<ul style="list-style-type: none"> <li>• Holiday time is a great time to visit a museum. Many museums offer unique exhibits and activities geared towards kids during the holidays. This is an excellent way for kids to learn about different cultures and traditions.</li> </ul>

THESE ARE SKILLS  
WE CAN TAKE  
WHEREVER WE GO IN  
LIFE, NO MATTER  
WHAT WE DO.



Note – The values / skills mentioned for a particular week can be repeated in other weeks too as per the requirement.

**Theme for this year – Panch Kosh**

**Class- 3- Values Way of Life**



***Wish you all the best for your summer vacation. May all the happiness in the world embrace you and let your fun be unlimited with friends and family.  
Have a splendid vacation!***

# SUBJECT-ENGLISH

## THEME – MORAL VALUES



There is a famous quote on Character and Value, ***“If wealth is lost, nothing is lost; if health is lost, something is lost; when a character is lost, all is lost”***. - ***Billy Graham***.

Having moral values means having strong roots. For trees, healthy roots mean healthy leaves and branches. And for people, strong roots of healthy values means good thoughts and healthy life.

Moral values are important components of any individual’s character and they should be taught right from childhood. The importance of teaching values to children is that it helps them to choose the right way. Moral values give a child the right direction which helps them to get accepted and respected in the society.

Moral values play an essential role in any student's life. They help build a positive character with traits such as compassion, respect, kindness, and humility. They can make students distinguish between right and wrong or good and bad. They may also help in boosting their self -confidence and help them stay positive in difficult situations.

***So this year our theme for Grade -3 Holiday Homework is Moral Values. The assignments and projects in all the subjects will be based on this theme.***

**A. GENERAL INSTRUCTIONS TO STUDENTS:**

- Don't forget to write your name, class & section on each worksheet.
- Do the work on your own with minimum help from your parents. Do not opt for any professional help.
- Read the newspaper daily to keep yourself updated.
- Write in a neat and legible handwriting.
- Revise whatever you have learnt in the class.
- Don't waste the resources.

**B. LEARN A TON, READING IS FUN!**

Here's how we all can make our summer vacation more exhilarating and creative!

- ❖ Read the newspaper and solve English crosswords and puzzles given in the newspaper as well.
- ❖ Form your **WORD FOR THE DAY** notebook, write a word everyday with its meaning and make a sentence with it. *The richness and beauty of English language can only be appreciated and valued by exploring the depth and vastness of the same. And what better time to explore, understand and utilize the huge repository than the Summer Break.*

Read books to discover lots of new things. Cultivating good reading habit not only enhances the knowledge acquired but also develops the vocabulary, language skills and improves spelling. Read as many English story books as you can during the summer vacation and make a record of it in your Portfolios with the name of the book, author's name and the date when you finished reading the book.

**Here is a list of books you must read:**

- ***The Angry River by Ruskin Bond***
- ***The Blue Umbrella by Ruskin Bond***
- ***The Cherry Tree by Ruskin Bond***
- ***Charlotte's Web by E.B. White***
- ***Who did Patrick's Homework by Carol Moore***
- ***Wolstencroft The Bear by Karen Lewis***
- ***The Cherry Tree by Ruskin Bond***
- ***The Giving Tree - animated story by Shell Silverstein***
- ***Have You Filled A Bucket Today? By Carol McCloud***

***Wish you a Happy Reading!!!!***

## WORKSHEET-1

NAME: \_\_\_\_\_ CLASS: \_\_\_\_\_ SEC: \_\_\_\_\_ ROLL NO.: \_\_\_\_\_

**THEME** – Moral Values

**Note – For all the students**

**TOPIC**: Learning Good Manners

**LEARNING OBJECTIVE**: To enhance students' critical thinking skills.

**Q1.**

Instructions: Look at the pictures, read the sentences and answer yes or no.

	Carla is helping Mr. Bake to cross the street. Is she being a responsible citizen?	Yes	No
	They are destroying someone else's property. Are they being responsible citizens?	Yes	No
	Carla's family recycle at home. Are they being responsible citizens?	Yes	No
	If a person doesn't vote. Is he or she being a responsible citizen?	Yes	No
	Peter and John pick up the garbage around the river. Are they being responsible citizens?	Yes	No
	The boy throws garbage on the street. Is he being a responsible citizen?	Yes	No



## WORKSHEET-1

NAME: \_\_\_\_\_ CLASS: \_\_\_\_\_ SEC: \_\_\_\_\_ ROLL NO.: \_\_\_\_\_

**THEME** – Moral Values

**Note – For all the students**

**TOPIC**: RESPONSIBILITY

**LEARNING OBJECTIVE:** To enable the students introspect and know their responsibilities.

**Q2.**

Name \_\_\_\_\_ Date \_\_\_\_\_

### SHOW SOME RESPONSIBILITY

Responsibility: being accountable. Knowing what you need to do and along it. Doing what you are expected to do without ongoing reminders.

1. At home I do my chores without being prompted.  
 Always       Sometimes       Never  
My goal \_\_\_\_\_  
\_\_\_\_\_  
\_\_\_\_\_
2. I follow through with promises with friend.  
 Always       Sometimes       Never  
My goal \_\_\_\_\_  
\_\_\_\_\_  
\_\_\_\_\_
3. I start school work promptly and complete on time.  
 Always       Sometimes       Never  
My goal \_\_\_\_\_  
\_\_\_\_\_  
\_\_\_\_\_
4. I follow through on things I'm asked to do.  
 Always       Sometimes       Never  
My goal \_\_\_\_\_  
\_\_\_\_\_  
\_\_\_\_\_
5. I look after my belongings, and always put things away.  
 Always       Sometimes       Never  
My goal \_\_\_\_\_  
\_\_\_\_\_  
\_\_\_\_\_

WORKSHEET- 2

NAME: \_\_\_\_\_ CLASS: \_\_\_\_\_ SEC: \_\_\_\_\_ ROLL NO.: \_\_\_\_\_

THEME – Moral Values

Note – For all the students

TOPIC: PERSEVERANCE

**LEARNING OBJECTIVE:** To enable the students understand the importance of perseverance .

Name \_\_\_\_\_

# Perseverance In My Life...

To me, perseverance means \_\_\_\_\_

\_\_\_\_\_

I have shown perseverance when \_\_\_\_\_

\_\_\_\_\_

\_\_\_\_\_

\_\_\_\_\_

\_\_\_\_\_ persevered when

\_\_\_\_\_

\_\_\_\_\_

\_\_\_\_\_



## WORKSHEET-3

NAME: \_\_\_\_\_ CLASS: \_\_\_\_\_ SEC: \_\_\_\_\_ ROLL NO.: \_\_\_\_\_

THEME – Moral Values

Note – For all the students

TOPIC: TRUTHFULNESS

LEARNING OBJECTIVE : To enhance the students' vocabulary related to 'Truthfulness'.

**Q.1.** Words related to 'Truthfulness' are given in the box. Search for these words in the word grid and colour them. Fill in the blanks using the words from the given box.

A	B	O	R	V	O	H	O	N	E	S	T	Y	Q	A
M	D	E	I	S	L	U	D	F	W	T	M	E	S	F
I	H	S	G	B	G	J	S	D	S	E	G	N	F	T
N	I	J	H	J	N	H	C	R	X	A	T	B	G	R
T	R	U	T	H	H	R	B	T	C	L	R	D	H	U
E	O	B	J	U	D	E	V	Y	F	I	L	S	M	S
G	M	T	Y	K	F	A	R	H	B	N	Y	J	K	T
R	P	F	D	G	A	P	O	L	O	G	I	S	E	W
I	L	R	V	V	L	T	M	W	H	J	N	N	E	O
T	E	V	P	B	S	H	I	D	N	H	G	D	F	R
Y	C	S	Y	W	E	E	S	C	J	D	B	R	T	T
H	J	V	J	Q	K	S	E	G	M	E	A	H	Y	H
K	X	C	O	N	F	E	S	S	I	O	N	B	U	Y

promise
stealing
false
integrity
truth
right
lying
confession
apologise
trustworthy

- a. Do the \_\_\_\_\_ thing even when no one is looking.
- b. Always tell the \_\_\_\_\_ or no one will believe you.
- c. \_\_\_\_\_ and \_\_\_\_\_ do not make you \_\_\_\_\_.
- d. Always keep your \_\_\_\_\_ and \_\_\_\_\_ for mistakes.
- e. \_\_\_\_\_ is the best policy.

## WORKSHEET-4

NAME: \_\_\_\_\_ CLASS: \_\_\_\_\_ SEC: \_\_\_\_\_ ROLL NO.: \_\_\_\_\_

**THEME** – Moral Values

**Note – For all the students**

**TOPIC**: HONESTY

**LEARNING OBJECTIVE** : To enable the students understand the importance of ‘Honesty’.

Read the given passage and answer the questions-

Once upon a time, there was a little boy named Timmy. He loved to play games and have fun with his friends, but sometimes he would tell little lies to make himself look better. One day, Timmy found a shiny coin on the sidewalk. He knew it belonged to his friend, but instead of giving it back, he kept it for himself. Timmy thought it was no big deal, but deep down, he knew he had done something wrong. As the days went on, Timmy noticed that he couldn't stop thinking about the coin. He started to feel guilty and knew he had to do the right thing. So, he went to his friend and apologized for keeping the coin. Timmy's friend forgave him, and Timmy felt a weight lifted off his shoulders. He realized that being honest was the right thing to do, and it made him feel good inside. From that day on, Timmy made a promise to always tell the truth, no matter what.

**Q1.** What did Timmy love to do?

---

---

---

**Q2.** What did Timmy find in the sidewalk?

---

---

---

**Q3.** Why did he feel guilty?

---

---

---

**Q4. What did he realize?**

---

---

---

**Q5. Write opposites of the given words-**

a. love- \_\_\_\_\_

b. honest- \_\_\_\_\_

c. good- \_\_\_\_\_

d. stop- \_\_\_\_\_

**Q6. Read the sentences and put a tick in correct column if a person is honest or dishonest-**

**a- Sam cheats in his spelling test.**

**b- Ben ate the cookies and blamed his sister.**

**c- Kelly told her mother that she broke the vase.**

**d- Tom found something that did not belong to him, he returned it to his teacher.**

<b>Honest</b>	<b>Dishonest</b>

## SUBJECT – ENGLISH


### PROJECT: VALUE HANGING (AGNI & VAYU)

**Learning Objective:** To enable the students learn and understand the significance of values.

### **ACTIVITY** – ‘My Book of Values’

#### **Instructions:**

- Make a flip book of five parts. (Any Shape)
- Write the title ‘My Book of Values’ on the cover page.
- On each page, write any one value, its meaning and its importance briefly.
- Make an informative flipbook and add illustrations to make it as attractive as you can.
- Refer to the given pictures.



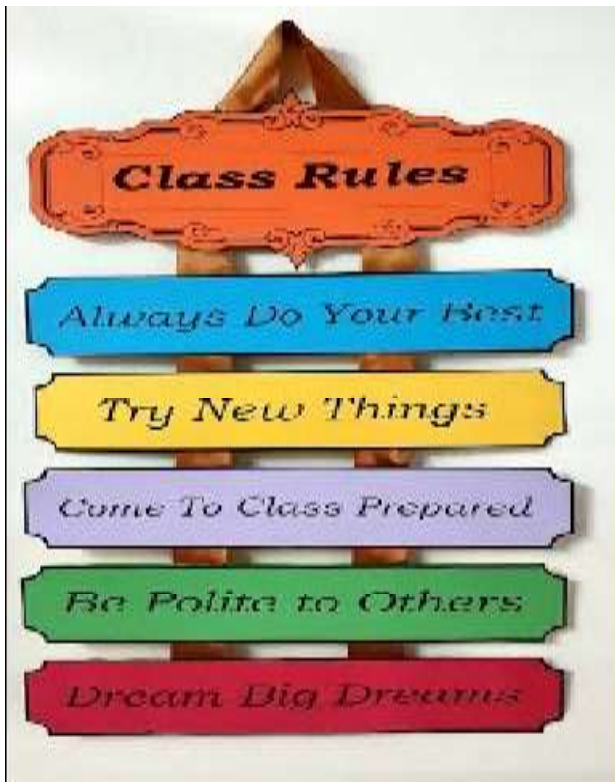
**PROJECT: VALUE HANGING (NEER & PRITHVI)**

**Learning Objective: To enable the students know and follow classroom rules.**

**ACTIVITY – ‘Wall Hanging’**

**Instructions:**

- Make a wall hanging of classroom rules. (Any Shape)
- On each part, write any one rule briefly.
- Make beautiful hanging and add illustrations to make it as attractive as you can.
- Refer to the given pictures.



# जीवन शैली (नैतिक मूल्य)

कक्षा : 3

## सामान्य निर्देश -

1. हिंदी की नोटबुक पर करवाए गए कार्य का अभ्यास परीक्षा के लिए कीजिए ।
2. अभ्यास शीट व परियोजना कार्य पर अपना नाम, अनुक्रमांक, कक्षा व विभाग जरूर लिखिए व सुंदर लिखाई में कार्य को करिए। इसे एक फोल्डर में डालकर दीजिए।
3. दिए गए कार्य को ज्यादा से ज्यादा स्वयं करने की कोशिश करिए व अभिभावक की मदद जरूरत पड़ने पर ही लीजिए ।
4. समय का सदुपयोग करते हुए निम्न पुस्तकों को पढ़िए -
  - नैतिक मूल्यों पर आधारित कहानियाँ
  - पौराणिक कहानियाँ
  - भारत की लोक कथाएँ
  - अकबर - बीरबल
5. अधिगम संसाधन पर निम्न पृष्ठ करिए - 4, 5, 9, 10, 49, 57
6. सुलेख - एक नई कॉपी पर प्रतिदिन एक पृष्ठ सुलेख लिखिए तथा एक शब्द को ढूँढ़कर अर्थ सहित सबसे ऊपर लिखिए।
7. साहित्य व भाषा की पुस्तिका पर करवाए गए कार्य की पुनरावृत्ति हेतु दिए गए परीक्षा पाठ्यक्रम (PT-1) का अभ्यास करिए।







## Worksheet 1

नाम ----- कक्षा ----- विभाग ----- अनुक्रमांक -----

उद्देश्य - शब्द भंडार में वृद्धि ।

Q1) नीचे दिए गए वर्ण से 'र' के रूप से दो-दो शब्द बनाएँ -

1. च 
2. स 
3. प 
4. ट 

Q2) अशुद्ध शब्दों को शुद्ध कर दिए गए स्थान पर लिखें -

1. सूरहि - .....
2. गुढ़िया - .....
3. डाकीया - .....
4. ताकिया - .....
5. चेहेरा - .....
6. सुरज - .....

Q3) नीचे दिए गए वाक्य के अनुसार सही शब्द लिखें तथा चित्र भी बनाएँ -

क्रम सं.	वाक्य	शब्द	चित्र
1.	बारिश में लगाते हैं	_____ ता	
2.	श्रीराम की पत्नी	_____ ता	
3.	एक फल	_____ ता	
4.	सबसे तेज़ दौड़ने वाला पशु	_____ ता	
5.	भारत की धार्मिक पुस्तक	_____ ता	
6.	सबसे वफादार जानवर	_____ ता	

## Worksheet 2

नाम ----- कक्षा ----- विभाग ----- अनुक्रमांक -----

उद्देश्य - स्वतंत्र चिंतन व लेखन में रुचि जागृत करना ।

निम्नलिखित अपठित गद्यांश को पढ़कर प्रश्नों का उत्तर लिखिए -

अनुशासन ही वह कुंजी है, जिसमें हम जीवन का विकास कर पाते हैं। यदि हम देखें तो समूची प्रकृति भी एक अनुशासन में बँधी है। सूर्य का नित्य प्रति एक ही दिशा में उगना तथा उसी तरह अस्त होना अनुशासन का ही प्रमाण हैं। चंद्रमा, तारे, बादल, बिजली सबका अपना अनुशासन है।

एक निश्चित गति से पृथ्वी का सूर्य के चारों ओर चक्कर लगाना या अनेक उपग्रहों का अपनी गति से गतिमान रहना उनके अनुशासन का ही परिचायक है। ठीक इसी प्रकार विद्यार्थी के जीवन में भी अनुशासन का अत्यधिक महत्व है, जिसमें वह स्वयं का शारीरिक, मानसिक तथा रचनात्मक निर्माण करता है।

1. उपर्युक्त गद्यांश की शीर्षक है -

(i) अनुशासन के प्रकार

(ii) अनुशासन का महत्व

2. अनुशासन में क्या बँधी है ?

-----  
-----

3. किसके जीवन में अनुशासन का महत्व है ?

-----  
-----

4. निम्न वाक्यों में सही या गलत का निशान लगाएँ –

(i) सूर्य का नित्यप्रति एक ही दिशा में उगना ( )

(ii) पृथ्वी का सूर्य के चारों ओर चक्कर नहीं लगाना ( )

5. विद्यार्थी के जीवन में किसका गहरा महत्व है?

-----  
-----

6. रिक्त स्थान भरें -

(i) चंद्रमा, तारे, बादल, बिजली सबका अपना ----- है ।

(ii) विद्यार्थी के जीवन में भी अनुशासन का अत्यधिक महत्व है ।

7. पर्यायवाची शब्द लिखें -

(i) पृथ्वी : ----- , ----- (ii) सूर्य : ----- , -----

### Worksheet 3

विषय - अनुच्छेद लेखन

नाम ----- कक्षा ----- विभाग ----- अनुक्रमांक -----

उद्देश्य - कल्पना शक्ति का विकास । अपने विचारों को व्यक्त करना सीखना ।

प्रश्न. दिए गए विषय पर संकेतों की सहायता से अनुच्छेद लिखिए -



---

---

---


---

---

---

---

---



# परियोजना कार्य



अमूल विषय- जीवन शैली ( नैतिक मूल्य )

भाषायी योग्यता /उद्देश्य -

- बौद्धिक योग्यता व रचनात्मकता का विकास ।
- स्वतंत्र लेखन व चिंतन क्षमता का विकास ।

निर्देश -

- नीचे दिए गए कार्य सदन अनुसार विभाजित हैं । अतः अपने सदन के अनुसार कार्य कीजिए ।
- परियोजना कार्य पठनीय व सुन्दर लिखावट के साथ बनाइए।
- परियोजना कार्य की कक्षीय प्रस्तुति (मौखिक) रचनात्मक मूल्यांकन (FA) के रूप में ली जाएगी।
- तिथि सूचित की जाएगी।

## अग्नि / नीर

ए - 3 साइज की पेस्टल शीट लें और चारों तरफ सुंदर सा बॉर्डर बनाएँ । सबसे पहले बीच में कविता का शीर्षक सुंदरता के साथ लिखें और नैतिक मूल्यों (समय नियोजन , शिष्टाचार , ईमानदारी , धैर्य , दृढ़ता , सच्चाई आदि) किसी एक विषय से संबंधित संक्षिप्त कविता (12 to 16 lines) का चयन कर सुंदर लिखाई में लिखें । आप उससे संबंधित चित्र भी बना सकते हैं और चिपका भी सकते हैं। यह कविता स्वरचित भी हो सकती है। इस कविता को (FA) के लिए कंठस्थ (learn) करें तथा कविता के अंत में छिपा भाव अवश्य लिखें । नीचे कुछ उदाहरण आपकी सुविधा के लिए संलग्न हैं ।


**सामग्री** : ए 3 पेस्टल शीट , रंगीन स्कैच पैन , फेविकोल आदि ।



## पृथ्वी / वायु

ए 3 साइज की पेस्टल शीट लें और चारों तरफ सुंदर बॉर्डर बनाएँ। सबसे पहले बीच में कहानी का शीर्षक सुंदरता के साथ लिखें और दादा-दादी, नाना-नानी अथवा घर के किसी अन्य बड़े सदस्य से नैतिक मूल्यों (परिश्रम, अनुशासन, सम्मान, जिम्मेदारी, दयालुता आदि) से संबंधित कहानी सुनें और उसे संक्षिप्त रूप में अपने शब्दों में सुंदर लिखाई में लिखें। इस कहानी को (FA) के लिए कंठस्थ (learn) करें तथा कहानी के अंत में मिली शिक्षा अवश्य लिखें। नीचे कुछ उदाहरण आपकी सुविधा के लिए संलग्न हैं।

**सामग्री:** ए 3 पेस्टल शीट, रंगीन स्कैच पैन, फेविकोल आदि।





## SUBJECT – Mathematics

### Theme- Values of Life

**Mathematics** is the science that deals with the logic of shape, quantity and arrangement. Math is all around us, in everything we do. It is the building block for everything in our lives

All of us use the skills developed in Math classes to help solve tricky real-world or work-related problems, in our day-to-day life. It is thus essential to build a strong foundation of mathematical skills. Maths connections in daily life can be like managing money, recreational sport, home decorating and modelling, cooking, shopping, navigation & travel, and what not???

**Before you start your journey with Maths let's enjoy these lines:**



**Add** the opportunities.....

**Subtract** the Errors.....

**Multiply** the Victories.....

**Divide** the Obstacles.....

**Get ready to embark on this journey by following the given instructions:**

- Make a thin practice notebook (square ruled)
  - Write and learn the Tables of 4, 5, 6 & 7 (10 pages)
  - Do self-assessment by doing one page of Dodging Tables (4 pages)
  - Solve 2 questions each of Basic operations- Addition / Subtraction of 3-digit numbers and Multiplication of 2-digit numbers (5 pages)
  - Remember to do corrections of questions that you get incorrect!
  - Write date on each page.
  - Be ready to get a '**pat**' on the back and an appreciation note in the notebook from your parents for your **dedicated practice**.
- 
- **Do Learning Resource Book Pages – 1 to 10, 83 to 86**

#### **Important points to be noted –**

1. **Project work** will carry 10 marks and will be evaluated as MA1 (Multiple Assessment) activity.
2. **Math Portfolio** – 5 marks -Math Lab file will be referred to assess child's work for Math Portfolio.

## WORKSHEET - 1

NAME: \_\_\_\_\_ CLASS: III SEC: \_\_\_\_\_ ROLL NO.: \_\_\_\_\_

TOPIC: Mixed Operations

### LEARNING OBJECTIVES:

- To practice the questions based on mixed operations.
- To enhance calculation and decoding skills.

Given below is a quote on Values. Solve the questions and find the hidden quote.

### **DECODING VALUES.....!!!!**

**9 X 5 = \_\_\_\_\_ E**

**5000- 500 = \_\_\_\_\_ S**

**9+1+8+2 = \_\_\_\_\_ Y**

**PLACE VALUE OF 2 IN 4235 = \_\_\_\_\_ T**

**8 X 4 - 7 X 2 = \_\_\_\_\_ O**

**25 X 0 = \_\_\_\_\_ H**

**FACE VALUE OF 7 IN 5572 = \_\_\_\_\_ I**

**18 MORE THAN 22 = \_\_\_\_\_ N**

**743+1 = \_\_\_\_\_ B**

**9892 - 9841 = \_\_\_\_\_ C**

**17 LESS THAN 52 = \_\_\_\_\_ P**

0      18      40      45      4500      200      20

7      4500

200      0      45

744      45      4500      200

35      18      32      7      51      20

## WORKSHEET – 2

NAME: \_\_\_\_\_ CLASS: III SEC: \_\_\_\_\_ ROLL NO.: \_\_\_\_\_

**TOPIC:** Measurement

### **LEARNING OBJECTIVE:**

- To enhance critical and analytical thinking.
- To develop problem solving skills.

Read the paragraph carefully and solve the questions given below-

There was shortage of water in Mandawa, a village of Rajasthan. The authorities decided to provide 1500L of water everyday through a tanker. On a particular day, the village received only 1320L 500 ml. The children who were playing near the tanker, spotted a leakage in the tanker. They informed the authorities and got the tanker repaired. The children spread the message in the village not to waste water and use it in the proper way.



1. How much water was wasted due to leakage in the tanker?

Quantity of water provided to the village everyday -

Quantity of water received on a particular day -

Quantity of water wasted due to leakage on that day -

Litres	Millilitres

2. Suggest any two ways by which you can avoid wastage of water in your home.

---

---




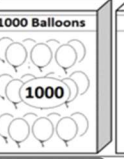
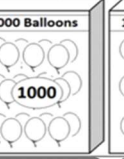
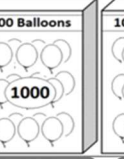
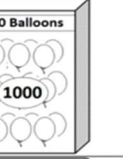



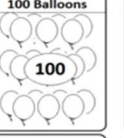
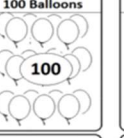
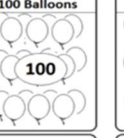
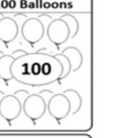

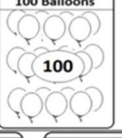
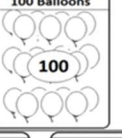
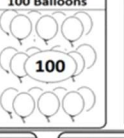
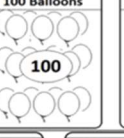
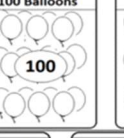
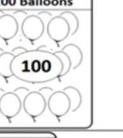
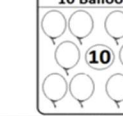
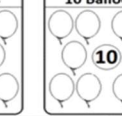
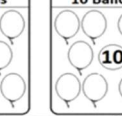
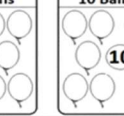

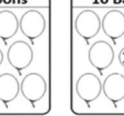


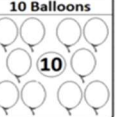





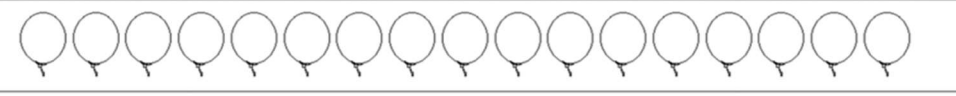
## WORKSHEET – 3

NAME: \_\_\_\_\_ CLASS: III SEC: \_\_\_\_\_ ROLL NO.: \_\_\_\_\_

**TOPIC:** Concept of Place Value


### **LEARNING OBJECTIVE:**

- To understand place value in 4-digits.
- To encourage and develop logical thinking.

1000 Balloons  1000	1000 Balloons  1000	1000 Balloons  1000	1000 Balloons  1000	1000 Balloons  1000	1000 Balloons  1000	1000 Balloons  1000
100 Balloons  100	100 Balloons  100	100 Balloons  100	100 Balloons  100	100 Balloons  100	100 Balloons  100	100 Balloons  100
100 Balloons  100	100 Balloons  100	100 Balloons  100	100 Balloons  100	100 Balloons  100	100 Balloons  100	100 Balloons  100
10 Balloons  10	10 Balloons  10	10 Balloons  10	10 Balloons  10	10 Balloons  10	10 Balloons  10	10 Balloons  10
10 Balloons  10	10 Balloons  10	10 Balloons  10	10 Balloons  10	10 Balloons  10	10 Balloons  10	10 Balloons  10
						

In the Salamander Balloon Store, there are:

2,134 red balloons	3,067 blue balloons
852 green balloons	1,560 green balloons



Show this by colouring the balloons. How many balloons are not shaded? \_\_\_\_\_

## PROJECT WORK

### ACTIVITY 1: “My Frame of Values”

THEME: *Values of Life*

HOUSE: *Agni & Neer*

#### Learning Objectives:

- ❖ To achieve holistic learning including aesthetic education as an integral part of it.
- ❖ To enable students engage in the creative process learning with fun.
- ❖ To recapitulate concept of plane and solid shapes and other mathematical concepts.
- ❖ To make students informed and reflective about important moral values.

#### Material Required:

- 1) Cardboard for photo frame
- 2) Cut-outs of geometrical shapes
- 3) Photo of the child
- 4) Paints
- 5) Brushes
- 6) Glue
- 7) Decoration material etc.

#### Instructions:

- Take a cardboard and cut it according to the size for a photo frame. (approx. 20cm x 15cm)
- Draw a beautiful border using mathematical concepts. (refer to the picture attached)
- Try to use as many mathematical concepts as you can.
- Now divide the frame into two halves. On one side paste a beautiful photo of yours and on the other half mention five values of life which you must adopt.
- Use your imagination to make it attractive and beautiful.
- Attached picture for reference only.



## **ACTIVITY 2: "Values Abacus"**

**THEME:** *Values of Life*

**HOUSE:** *Prithvi & Vayu*

**Integrated Activity with Art and Moral Values**

### **Learning Objectives:**

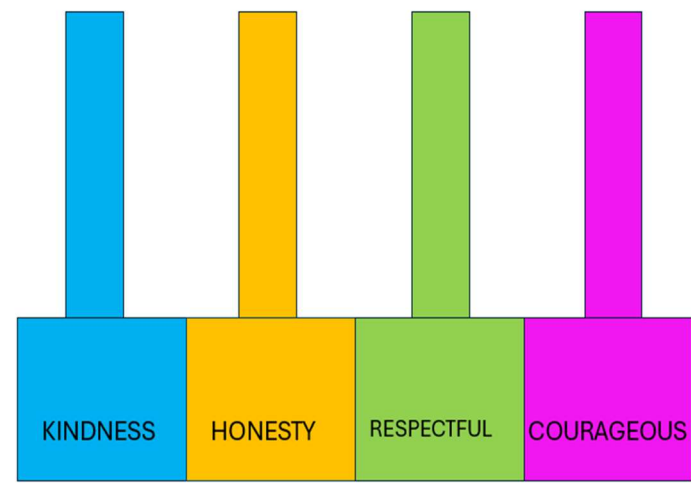
- ✚ To discover and appreciate the importance of different values and the place they hold in our life.
- ✚ To foster creative thinking skills.

### **Material Required:**

- ✚ Half size pastel sheet (measuring around 80 cm by 50 cm)
- ✚ 4 colourful sheets (each measuring 35 cm by 4 cm )
- ✚ 4 colourful square cut-outs (each measuring 7cm by 7cm)
- ✚ 15-20 colourful circular cut-outs ( each of radius 3 cm)
- ✚ Pictures depicting moral values, bold sketch pens, fevicol etc.

### **Instructions:**

**Step 1:** Take the chart paper , place the cut-outs of squares and rectangles to form the basic structure of an abacus as shown below. Choose any 4 moral values that you would like to imbibe and follow in your daily life. Write those values in bold letters on your abacus as places.



**Step 2:** Now, find out different ways of imbibing those values and write/draw/paste those on circular cut-outs. Paste those circular cut-outs as beads on your abacus. Refer to the image shared-



**Step 3:** Write the title: **Values Abacus** on top of abacus and draw a beautiful border around the chart.

# SUBJECT – EVS

*Moral values are the good values that help people lead a disciplined life.*

They are ideal principles that help one to distinguish between good and bad. They are necessary for building the character of an individual.

These have to be gradually inculcated and practiced over a period of time so that they become a habit. To make students more aware of the same in a more fun-loving and interesting way, we have designed EVS Holiday Homework in a manner that will instill these values in them through various innovative and creative activities.

## GENERAL INSTRUCTIONS

1. Remember to write your name, class & section on each worksheet and project.
2. Do the work on your own with minimum help from your parents. Do not opt for any professional help.
3. **The worksheets are to be done by all the students.**
4. **Take full length pastel chart paper, Cut them horizontally.** Width of each strip should be 7 cm. Make 12-15 strips of beautiful and creative borders for bulletin boards.
5. Write in a neat and legible handwriting.
6. Revise whatever you have learnt in the classroom.
7. Don't waste the resources.





## WORKSHEET-1

**THEME** – Moral Values

**Note – For all the students**

**TOPIC:** Creative Writing related to ‘Respect’

**LEARNING OBJECTIVE:**


- To enable the child to be respectful towards his/her surroundings.
- To help in language development through creative expression.

**Q. Write a few lines about how you show respect towards the following:**

**Respect for Friends**



**Respect for Places**



**Respect for Things**



**Respect for Elders**



**Respect for Siblings**



## WORKSHEET-2

THEME – Moral Values

Note – For all the students


TOPIC: Kindness

LEARNING OBJECTIVE: Develop social skills of kindness, helpfulness etc.

Grow kindness

not hate!

Write some kind things you've done for yourself or others in the bubbles below



## WORKSHEET-3

THEME – Values

Note – For all the students

TOPIC: Moral Values

LEARNING OBJECTIVE: Search the correct value and imbibe it.

### MORAL VALUES



RESILIENCE

RESPECT

COOPERATION

TOLERANCE

TRUST

RESPONSIBLE

HONESTY

HELPFUL

GENEROUS

VOLUNTEER

COURAGE

MODERATION


## WORKSHEET-4

**THEME** – Values

**Note – For all the students**

**TOPIC**: Social Values

**LEARNING OBJECTIVE**: Fill the crossword -



### **Across**

4. We should help and \_\_\_\_\_ each other.
5. It is our \_\_\_\_\_ to keep our classroom neat.

### **Down**

1. I \_\_\_\_\_ my parents.
2. It is the best policy.
3. We should \_\_\_\_\_ and obey our elders.
6. We should always \_\_\_\_\_ our toys with siblings and friends.

## PROJECT

NAME: \_\_\_\_\_ CLASS: III SEC: \_\_\_\_\_ ROLL NO.: \_\_\_\_\_

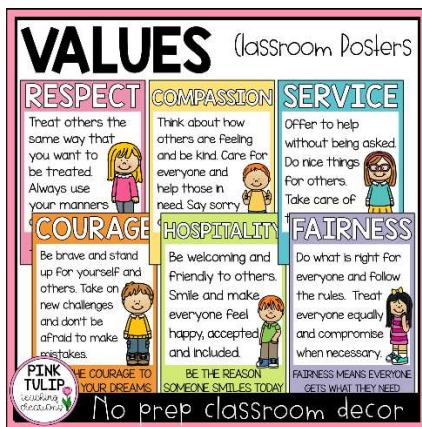
THEME – Values: Way of Life

Note – To be done housewise

LEARNING OBJECTIVE: Fostering moral values in children and developing a sense of empathy.

### Instructions

Agni & Neer - Take a full-size chart paper and divide it into 5 parts. Now, choose any 5 moral values that you think a good human being should possess. Write these values in each section of the chart in bold. Paste or draw related pictures and write an appropriate quotation for each value. Prepare 4-5 lines to speak on the topic.



Prithvi & Vayu -Take a full chart paper. Choose two cartoon characters from your favourite show – one super hero and the other villain. Make a poster on their Good Actions vs Bad Actions using relevant pictures/drawings and phrases. Prepare 4-5 lines to speak on the topic.



## SUBJECT – ART & CLAY



### Book Era of Art

Pg Nos. 15,18, 21 and 46 and any one decorative item by using best out of waste materials.

## PHYSICAL EDUCATION

Here's a fun and engaging summer holidays homework plan for students focusing on physical education, daily fitness exercises, healthy food.

### 1. **\*\*Daily Fitness Exercises\*\***:

- Jumping jacks: 10 reps
- Squats: 8 reps
- Lunges: 6 reps each leg
- Bicycle crunches: 8 reps each side
- Arm circles: 10 forward, 10 backward
- Running in place: 30 seconds
- Stretching: 5 minutes (include arms, legs, back, and neck)

### 2. **\*\*Healthy Food Chart\*\***:

Create a chart paper with sections for breakfast, lunch, dinner, and snacks. Fill in each section with healthy food options:

- Breakfast: Oatmeal, fruits, whole grain toast
- Lunch: Grilled chicken, vegetables, brown rice
- Dinner: Baked fish, salad, quinoa
- Snacks: Yogurt, nuts, carrot sticks with hummus

### 3. **\*\*Balanced Diet Chart or Fitness Exercise Clock\*\***:

#### Option 1: Balanced Diet Chart

- Draw a large circle on a chart paper.
- Divide the circle into sections representing different food groups (fruits, vegetables, grains, protein, dairy).
- Label each section and draw or paste pictures of foods from each group.

#### Option 2: Fitness Exercise Clock

- Draw a clock on a chart paper.
- Divide the clock into 12 sections.
- Write a different fitness exercise in each section (e.g., jumping jacks, push-ups, squats, yoga poses).
- Color or decorate each section differently for visual appeal.

Encourage the students to follow the daily fitness exercises, choose healthy food options, and use the chart paper as a reference throughout the summer holidays. It's a great way to promote physical activity and healthy eating habits!

# *Happy Holidays!*