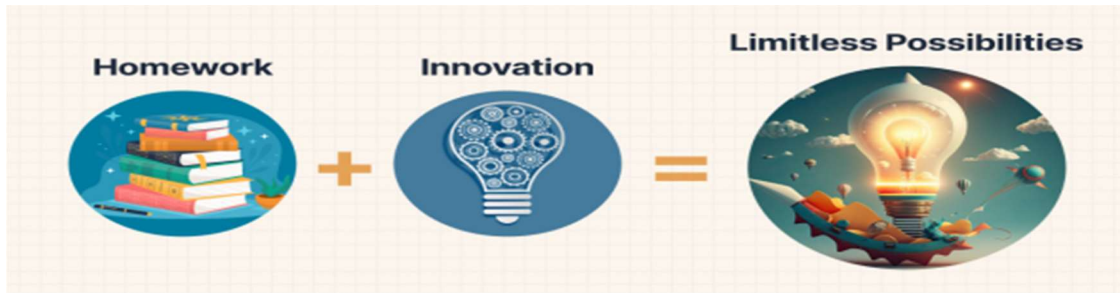


AHLCON INTERNATIONAL SCHOOL
MAYUR VIHAR PHASE-1, DELHI-110091
PREPARATORY STAGE

SUMMER VACATION ASSIGNMENT




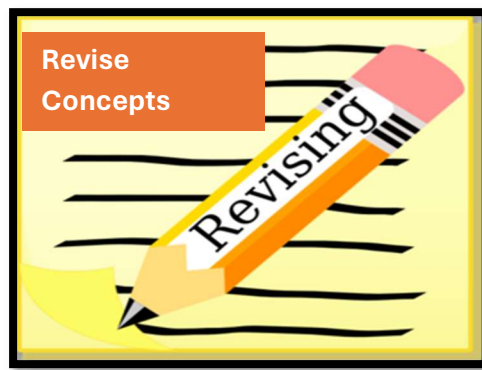
“Success is the sum of small efforts repeated day in and day out”.

Dear Parents,

Summer Vacation is a time for the children to enjoy and relax . These days are precious and valuable and can be made most from if judiciously used. We should always remind ourselves that children will not remember us for the gifts we shower upon them but will always cherish the time we spent with them. Its time to nurture young minds, inculcate moral values and narrate family anecdotes to keep them in touch with their roots.

Here are the few suggested activities which will help our students utilize their time effectively and have a good learning experience.





Instructions for Holiday H.W. (For Children)

1. Everything should be neatly written and not printed.
2. Your work should be your own and not done by an adult. Of course! Your elders can guide you.
3. Ensure timely completion of the given assignment.
4. **Assessment-** Holiday H.W. Projects will be considered as part of F.A. in all the subjects. Children are requested to complete the activities and submit to their subject teachers.
5. All the activities and the use of internet for doing the activities to be done strictly under the supervision of parents.
6. **Syllabus and Date Sheet for PT-1 is already mailed to you.**

Please note the following general information:

Summer Vacation: The summer vacation begins from **Wednesday, 15.05.2024 to Monday, 01.07.2024.** The school shall resume w.e.f. **Tuesday, 02.07.2024.**

My Summer Activity Sheets: We will be emailing the activity sheets which are specially planned and designed by the teachers. We are sure children will find it quite engaging and enjoyable. It will also be **posted on our blog** - <https://www.ahlconinternational.com/blog/category/preparatory/> for **Classes 3 to 5** from which you can download and get the work done.

We wish you all a very rejuvenating vacation!

Enjoy, Enrich and Empower!!!

With Warm Regards

**Kavita Shah
Headmistress**

LIFE SKILL ACTIVITIES (Classes 3 to 5)

Vacations not only give you a chance to relax and bond with your kids, but they also provide an opportunity for your children to learn valuable life skills and lessons that will serve them well for years to come.

Here are few suggested activities which may be already be in practice with many, however we could use this time to re-emphasize the values and skills of greater significance in life.

WEEK - 1				
BETTER SOCIAL BEHAVIOUR	NURTURE INDEPENDENCE	HOST A QUIZ NIGHT	EFFECTIVE SOLUTIONS TO PROBLEMS	NIGHT UNDER THE STARS
Right from wishing a pleasant morning, to sharing day to day stories, childhood stories can help them connect with you better.	Ask them to make their bed. Also, you can teach them to make their own milk and breakfast or clear their cupboards.	This can be a great way to get the family together. Fix a date and theme, and let your family prepare for it and participate	What shall we do if mum has to go out and a stranger visits home? Or how can we help our elderly neighbours if they are alone? These are some real life situations that need an instant solution. Prepare your kids for them through discussions on solutions.	This will allow you to talk about stars and teach them some constellations. Get a big tent, some hot chocolate, and popcorns and spend the night under the stars in garden or balcony.

WEEK - 2				
MANAGE TIME	PRACTICE GARDENING	LEARN EMERGENCY NUMBERS	BE COMPASSIONATE	BAKE A SWEET TREAT TO ENJOY
An excellent way to help them learn and manage time is to give them time-specific tasks. There are fun ways in which	Gardening is a great life skill to nurture from a young age. Gardening allows learners to become more	Knowing the emergency numbers ensures that your child is equipped with the knowledge	Through life skills education, kids can learn to appreciate what they have and share it with others. Encourage them to volunteer in simple	Baking requires students to pay attention to detail, work methodically and employ lots of patience in waiting

the kid can learn to manage their time – like keeping a log of their time spent on playing, studying or using gadgets.	responsible in caring for their plants. Gardening also exposes learners to a better understanding of the natural world and all of its elements.	of who to contact in differing emergencies.	social causes or take them with you if you are volunteering.	for their baked goodies.
--	---	---	--	--------------------------

WEEK - 3

LEARN GROCERY SHOPPING SKILLS	LEARN ABOUT KITCHEN SAFETY	PLAN A PICNIC	TEACH KIDS TO SEW A BUTTON	COUNT MONEY AND MAKE CHANGE
Grocery shopping helps improve planning and budgeting abilities.	Kitchen safety should be practiced at all times. Learning about how to best work in a safe manner within the kitchen allows students to avoid causing any hazards or being subject to the consequences thereof.	Let your kids pack lunch for everyone on your next outing. Write out a menu, count the water bottles, find the ice packs, etc.	Basic sewing skills and the attention to detail that is required whilst engaged in tasks, help learners develop fine motor skills and self-control as well as focus and patience.	Counting money and learning how to give correct amounts of change, is a skill that everyone should be equipped with.

WEEK - 4

BASIC FIRST AID	FAMILY TRAVEL LIFE SKILLS	EMOTIONAL REGULATION	GO FIRELESS	VISIT A MUSEUM
Teach your children how to reduce their pain or minimize the consequences of injury until an	<ul style="list-style-type: none"> Learning to work as a team is skill even parents have to practice and refine. Travel is the perfect training 	<ul style="list-style-type: none"> The ability to regulate one's emotions is another vital life skill and goes hand-in-hand with resilience. 	<ul style="list-style-type: none"> Encourage kids to be the chefs and prepare fireless dishes, shakes etc. 	<ul style="list-style-type: none"> Holiday time is a great time to visit a museum. Many museums offer unique exhibits and activities geared towards kids during the

<p>ambulance arrives.</p>	<p>ground to learn leadership and teamwork.</p>	<ul style="list-style-type: none"> When things aren't going well or the way he or she wants, your child needs to learn how to keep his or her emotions in check instead of throwing an almighty temper tantrum. 	<p>holidays. This is an excellent way for kids to learn about different cultures and traditions.</p>
---------------------------	---	--	--

THESE ARE SKILLS WE CAN TAKE WHEREVER WE GO IN LIFE, NO MATTER WHAT WE DO.



Note – The values / skills mentioned for a particular week can be repeated in other weeks too as per the requirement.

Theme for this year – Panch Kosh

Class- 4- Nurture the Nature



Wish you all the best for your summer vacation. May all the happiness in the world embrace you and let your fun be unlimited with friends and family. Have a splendid vacation!

THEME: Nurture the Nature


“We all know that we are nurtured by nature and without it, we can’t survive. What many of us don’t realize is that unless we in turn nurture the nature, we won’t survive”



The natural world is an incredible wonder that inspires us all. Nature is vital to our existence. It provides the air we breathe, the water we drink and the food we eat as well as other essential resources we need to survive. Being out in nature also has important benefits for our mental health and well-being. Nature protects us. Amidst the chaos, nature offers a respite—a sanctuary where peace and tranquility reign. The sights, sounds, and scents of nature have an extraordinary ability to soothe our senses, reducing stress and promoting overall well-being. Connecting with nature is not just about physical health; it also nurtures our spirits. Nature has an innate ability to awaken our senses and ignite a sense of awe and wonder within us. In the midst of our bustling, technology-driven lives.

It is crucial to recognize the profound importance of connecting to nature conservation is the care and protection of Earth’s natural resources for current and future generations.

Through this Holiday assignment, we would like make our students aware about the importance of nature and research ways in which we can conserve and nurture it. It would facilitate and enable them to think critically, innovate, contribute and be a change maker in their own possible way.



“Let us join hands together to make our Planet Earth a beautiful and sustainable place.”

A. GENERAL INSTRUCTIONS TO STUDENTS:

- Don't forget to write your name, class & section on each worksheet.
- Do the work on your own with minimum help from your parents. Do not opt for any professional help.
- Read the newspaper daily to keep yourself updated.
- Write in a neat and legible handwriting.
- Revise whatever you have learnt in the class.
- Don't waste the resources.

B. Learn a Ton, Reading is FUN !

Here's how we all can make our summer vacation more exhilarating and creative!

- ❖ Read the newspaper and solve English crosswords and puzzles given in the newspaper as well.
- ❖ Form your **WORD FOR THE DAY** notebook, write a word everyday with its meaning and make a sentence with it. *The richness and beauty of English language can only be appreciated and valued by exploring the depth and vastness of the same. And what better time to explore, understand and utilize the huge repository than the Summer Break.*

❖ LIST OF BOOKS FOR CLASSES IV

Read books to discover lots of new things. Cultivating good reading habit not only enhances the knowledge acquired but also develops the vocabulary, language skills and improves spelling. Read as many English story books as you can during the summer vacation and make a record of it in your Portfolios with the name of the book, author's name and the date when you finished reading the book.

Here is a list of books you must read:

- *The One and Only Ivan by Katherine Applegate*
- *Fantastic Mr. Fox by Roald Dahl*
- *When You Trap a Tiger by Tae Keller*
- *Fish in a Tree by Lynda Mullaly Hunt*
- *Rules by Cynthia Lord*
- *Where the Red Fern Grows by Wilson Rawls*
- *The Sign of the Beaver by Elizabeth George Speare*
- *The Adventures of Tom Sawyer by Mark Twain*
- *Around the World in Eighty Days by Jules Verne*
- *Black Beauty by Anna Sewell*
- *Great Expectations by Charles Dickens*
- *The Adventures of Pinocchio by Carlo Collodi*

Wish you a Happy Reading!!!!

Do the Learning Resource Pages – 9, 10, 143, 145

NAME: _____ CLASS: _____ SEC: _____ ROLL NO.: _____

THEME – Nurture the Nature

Topic-Earth Day

LEARNING OBJECTIVE – To enhance students’ reading and comprehension skills.

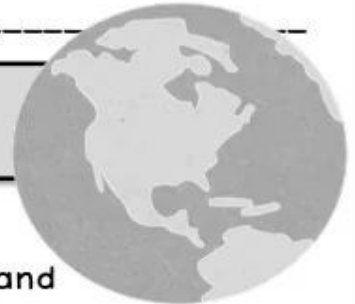
Q1. Read the passage and answer the questions -

Name _____

Date _____



HAPPY EARTH DAY!



April 22nd is Earth Day. On this day, people all over the world show support for the environment and learn about ways to protect the earth. The first Earth Day was celebrated in 1970 in the United States. It was started by a United States senator named Gaylord Nelson. He wanted a day to teach the country more about caring for the environment. Today it is observed all over the world by billions of people!

There are many activities and events that take place throughout the week to teach us more about Earth. What can you do at school or in your home to celebrate this important day? How about planting a tree or a plant? Maybe your parents could help you plant your favorite vegetable. You could also learn more about recycling or teach others about it.

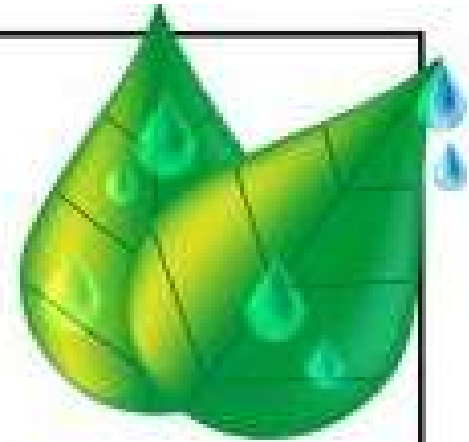
1. Who was Gaylord Nelson? _____

2. Do you think Earth Day is an important day? Why or why not?

3. Name one thing you can do to help the Earth.

Q2. Fill in the blanks -

Why Recycling is Important



Recycling is a _____ habit, because it
(adjective)
helps _____ our planet _____.
(verb) (adjective)
Recycling is important to keep landfills -- places
where _____ is stored after we _____.
(noun) (verb)
it away -- from becoming too _____.
(adjective)
Not all items can be recycled, but _____,
(noun)
_____, and _____ are the most
(noun) (noun)
common. Many _____ allow people to
(places)
_____ these items in special _____.
(verb) (plural noun)
to be recycled. If everyone _____s in and
(verb)
recycles, this will mean less _____ and a
(noun)
better _____ for everyone.
(noun)





Draw a scene of your favourite Nature Memory


A large, empty rectangular box intended for drawing a scene of the user's favourite nature memory.

LET'S SAVE THE EARTH!

Q1. Read the text and fill in the gaps with the given words. One word is odd.

Word list: Paper, waste, collecting, recycling, pollution, logo, recycled.

Recycling is taking used materials and A) _____ and then turning it into new, useful products. For example, most paper is made from trees, but if old paper is recycled, less trees will be needed. Recycling uses less energy and helps to control B) _____.



Three steps for recycling include C) _____, sorting, and processing.

What materials can be D) _____? E) _____, including newspapers, magazines, cardboard, books, and envelopes can all be recycled into reusable products.

Plastic is also a common recyclable product, including water, soda, and other drink bottles; plastic bags, wrappers, and many more items.

Glass recycling also includes soda and other drink bottles, as well as jars, broken pieces of glass, and many other glass products.

There is a special F) _____ that shows the item can be recycled.

Q2. Write six tips on how we can save the Earth.

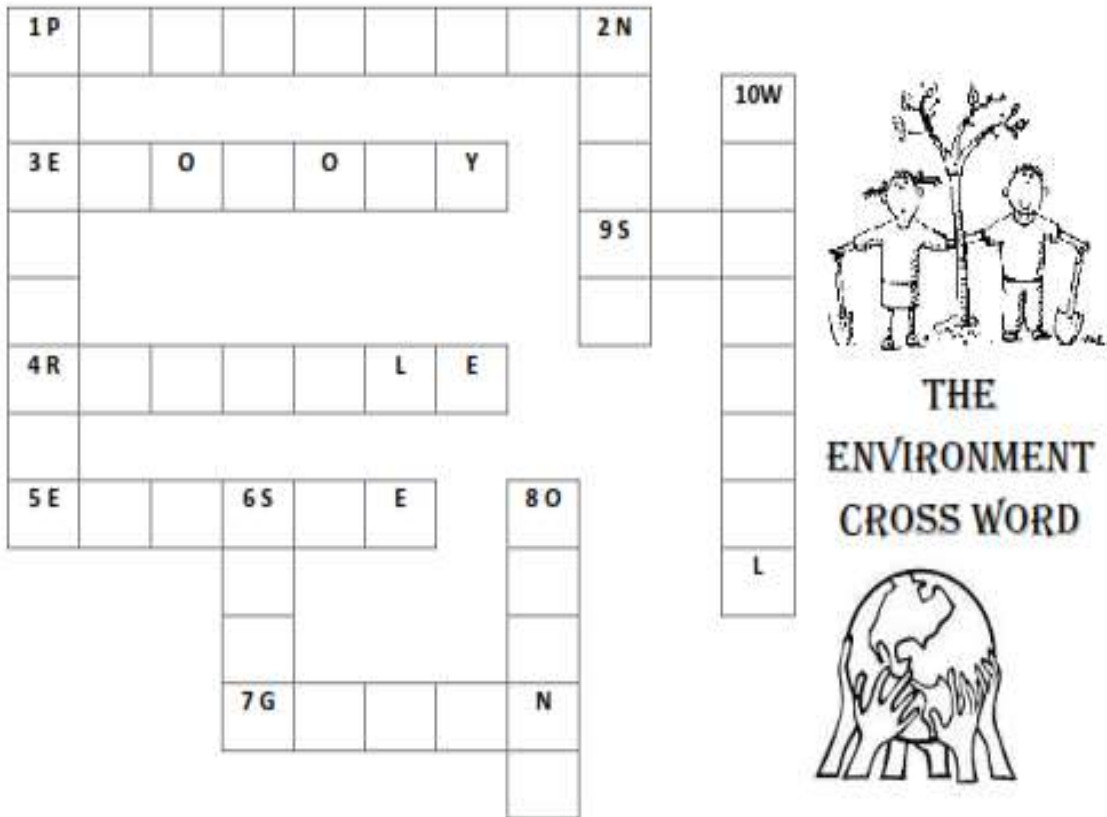
How can we save the Earth?



LET'S SAVE THE EARTH!

Q3. Complete the Crossword -

- Take the printout of the following crossword on a sheet and paste the completed sheet in English Notebook.



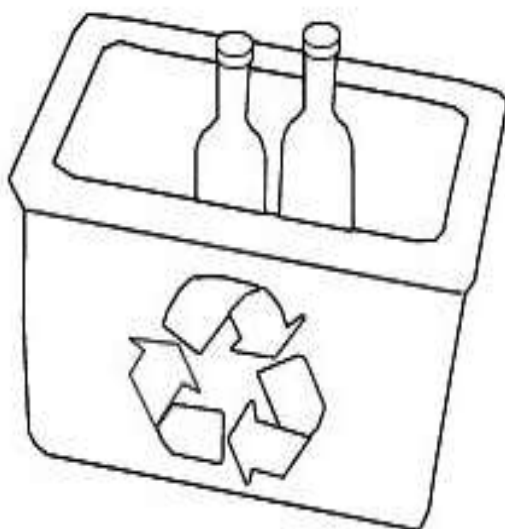
CLUES: Use the following clues to fill the crossword given above. Happy solving!!!

- | | |
|--|---|
| 1. (ACROSS) Smoke from factories causes this | 6. Fog and smoke mix and make this |
| (DOWN) To protect environment we must..... the trees. | 7. House gases cause global warming. |
| 2. What loudspeakers and crackers make and disturb little babies | 8. This layer protects us from harmful Ultra Violet rays. |
| 3. The study of the environment around us | 9. The source of clean solar energy. |
| 4. Paper is precious. We can..... it. | 10. With this, we can use renewable energy of wind. |
| 5. The CDs, computers become this when they are unusable. | |

Q4. Unscramble the jumbled words -

SAVE OUR PLANET

Recycle the letters to make words



Unscramble the words below to discover things that are commonly recycled to help reduce waste and keep our planet green!

1. ACDOARBRD _____
2. OBKOHPEONS _____
3. SEZAMNGIA _____
4. WAPNEERSPS _____
5. ARMOLNITKSC _____
6. SCOFONDA _____
7. GSPBARPEA _____
8. OEGGATSCNR _____
9. LSLSCBOTATITPE _____
10. ESOXBIIJCE _____
11. RSSLJASAG _____
12. SEELAEXRBOC _____
13. ASSDCNAO _____
14. GESSTABLLOST _____

NEWSPAPERS	MILK CARTONS	CEREAL BOXES	PAPER BAGS
FOOD CANS	SODA CANS	GLASS JARS	JUICE BOXES
PLASTIC BOTTLES	GLASS BOTTLES	EGG CARTONS	
CARDBOARD	MAGAZINES	PHONE BOOKS	

ENGLISH PROJECT WORK


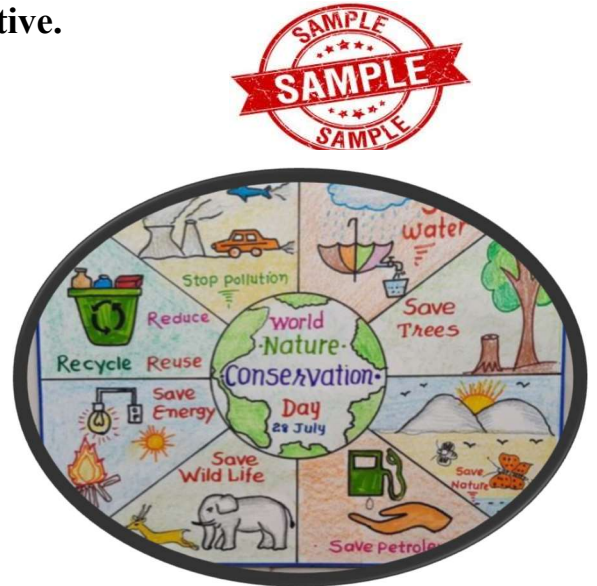
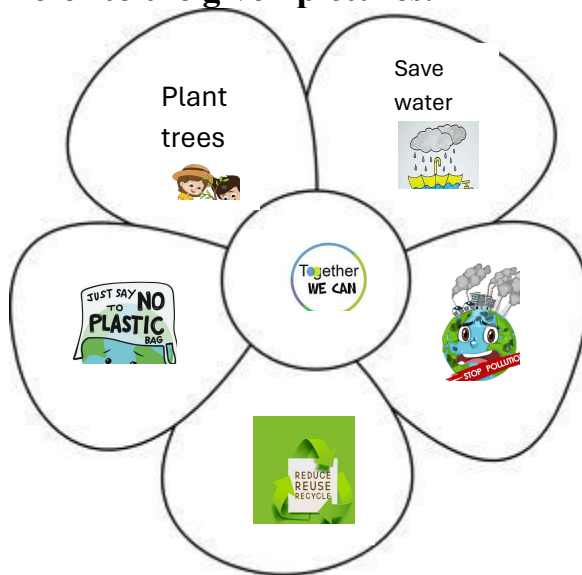
PROJECT – NATURE POSTERS (PRITHVI & VAYU HOUSE)

TOPIC- 'Nurture the Nature'

LEARNING OBJECTIVE- To enable the students to connect with nature and understand its value.

Instructions:

- Take a cut-out of any nature related thing like tree, leaf, river, flower etc. (from an A-3 size sheet)
- Divide it into 5 or 7 parts
- In each part suggest a way on how we can conserve earth.
- Draw a picture, make borders and be creative.
- Refer to the given pictures.



SUBJECT – ENGLISH

PROJECT – (**Story Scroll**) (AGNI & NEER HOUSE)

TOPIC- ‘Nurture the Nature’

LEARNING OBJECTIVE- • To enable the students to connect with nature and understand its value.



Instructions:

- ***Imagine that you are a magical river and have lots of beautiful and colourful fishes and a variety of flowering plants living in your water. Your banks are a beautiful sight to the eyes with green grass and trees along with a variety of plants.***
- ***Name yourself and prepare a colourful story stroll.***
- ***Write about your emotions on being a river and about the beauty of your surroundings as well as about the exotic fishes and plants living in your water.***
- ***Mention your plight on being polluted.***
- ***Paste/draw colourful pictures related to your description.***
- ***Use A-3 size light coloured sheet.***



विषय- हिंदी

हिंदी विषय के लिए सामान्य निर्देश-

1. साहित्य व भाषा की पुस्तिका पर करवाए गए कार्य का अभ्यास प्रथम सत्र परीक्षा हेतु (PT-1)कीजिए ।
2. दिए गए अभ्यास पत्रों को ध्यानपूर्वक कीजिए व एक फोल्डर में डालकर दीजिए ।
3. सुलेख -- एक नई कॉपी पर प्रतिदिन एक पृष्ठ सुलेख लिखिए तथा एक नए शब्द को ढूँढकर अर्थ सहित सबसे ऊपर लिखिए । [सुलेख हिंदी पाठ्य पुस्तक या किसी अन्य पुस्तक से लिखा जा सकता है]
4. भाषा विषयों की पुनरावृत्ति हेतु अधिगम संसाधन पृष्ठ – 1, 4, 5, 8, 60-61, 71 कीजिये ।
5. छात्र समय का सदुपयोग करते हुए निम्न पुस्तकों को भी अवश्य पढ़ने का प्रयास करें ।

पुस्तक

- अमर कथाएँ
- अकबर और बीरबल
- कमाल का जादू
- कहावतों की कहानियाँ

संक्षिप्त कथा लिंक- <https://www.hindivibhag.com/hindi-stories-for-class-4/>

WORKSHEET -1

नाम कक्षा विभाग.....

विषय - वर्ग पहेली, अशुद्ध शुद्ध शब्द

उद्देश्य- नई शब्दावली व शब्द भंडार का ज्ञान प्राप्त करना।

प्र०1. नीचे दी गई वर्ग पहेली में से शब्दों की शुद्ध वर्तनी को छाँट कर सही शब्द निर्माण कर लिखें -

उ	न	ति	वि	स	प	स	कृ	ठ
न्न	लौ	अ	र	दृ	ज	व	त	नि
ति	कि	वं	हि	श	पा	प	ज	द्रि
शी	क	ती	णी	प्र	ज्ज	व	लि	त
ल	ब	दा	म	उ	प	ल	क्ष्य	आ
मै	थी	ली	पृ	ष्ट	ह	ष	फ	र्द्र

नाम कक्षा विभाग.....

WORKSHEET -2

प्र०1. दिए गए अशुद्ध शब्दों को शुद्ध करके लिखिए -

अशुद्ध शब्द

शुद्ध शब्द

1) संसारिक

2) सप्ताहिक

3) तिथी

4) दिवार

5) हानी

6) शक्ती

7) क्रिपा

8) रितु

9) देस

10) कलस

11) सरबत

12) दांत

13) भूक

14) मात्रभूमि

15) पुज्य

नाम कक्षा विभाग.....

WORKSHEET -3

विषय- 'अपठित गद्यांश'

उद्देश्य - बौद्धिक क्षमता व चिंतन क्षमता का विकास ।

प्र- निम्न गद्यांश को पढ़कर प्रश्नों के उत्तर लिखिए -

समस्त जीवधारी [जीवित प्राणी] पेड़ पौधों पर निर्भर हैं । अनेक प्रकार के फल,मेवे,अनाज, सब्जियाँ,आदि हम पेड़ -पौधों से ही प्राप्त करते हैं । जिन पेड़ पौधों में रेशे होते हैं, उनसे वस्त्र बनाए जाते हैं । इस प्रकार हम पेड़-पौधों से क्षुधा [भूख] शांत करने के लिए भोजन और शरीर ढकने के लिए वस्त्र प्राप्त करते हैं । यही नहीं, पेड़ पौधे हवा को शुद्ध रखने में सहायक हैं । इन्हीं के कारण हमें साँस लेने के लिए स्वच्छ हवा मिलती है । वनस्पति से अनेक प्रकार की जड़ी - बूटियाँ, मसाले, तेल आदि भी हमें प्राप्त होते हैं । जो व्यक्ति दूध,दही,माँस, मछली आदि खाकर भूख शांत करने की बात सोचते हैं, उन्हें यह भी सोचना चाहिए कि हमें जिन जीवों से दूध,दही या माँस आदि प्राप्त होता है,वे भी वनस्पति खाकर ही जीते हैं । इस प्रकार स्पष्ट है कि पेड़ - पौधों के बिना हमारा काम नहीं चल सकता ।

प्रश्न क) समस्त जीवधारी किस पर निर्भर करते हैं ?

उ.
.....

प्रश्न ख) वस्त्र किस प्रकार के पौधों से बनाएँ जाते हैं ?

उ.
.....

प्रश्न ग) रिक्त स्थान भरिए-

i. यही नहीं, -----हवा को -----रखने में सहायक हैं ।

ii. वे भी -----खाकर ही जीते हैं ।

प्रश्न घ) कौन- सी एक वस्तु पेड़ पौधों से नहीं मिलती ?

उ. [क] दवाइयाँ [ख] नमक ग] कागज़ [घ] कपड़ा

प्रश्न ड) विलोम लिखिए-

i. अशांत -

ii. अस्वच्छ -


प्रश्न च] प्रस्तुत गद्यांश के लिए उचित शीर्षक दीजिए ।

उ.

प्रश्न छ] दिए गद्यांश से उन शब्दों को अर्थ सहित लिखिए जिसे आपने पहली बार पढ़ा है ।

उ.

.....



परियोजना कार्य

मूल विषय - प्रकृति का पोषण

भाषायी योग्यता /उद्देश्य -

- कल्पना शक्ति व रचनात्मकता का विकास
- प्रकृति के संरक्षण के प्रति जागरुकता

निर्देश

1. नीचे दिए गए कार्य सदन अनुसार विभाजित हैं | अतः अपने सदन के अनुसार कार्य कीजिए |
2. परियोजना कार्य पठनीय व सुन्दर लिखावट के साथ बनाइए|
3. यदि कोई कार्य करते समय आपको लिखने की जगह कम लगती है तो आप दूसरी शीट संलग्न कर सकते हैं |
4. परियोजना कार्य का लिखित व मौखिक प्रस्तुति का रचनात्मक मूल्यांकन (FA1) होगा |

नीर/ वायु सदन

निर्देश - 'जल ही जीवन' विषय पर एक पोस्टर बनाइए |

- लेखन कार्य के लिए एक पत्रिका बनाइए जिसमें आप नीचे दिए गए विषयों की जानकारी लिखेंगे|
- लेखन कार्य के लिए लकीरों वाली शीट का प्रयोग करें|

1. भारत के जिन जिलों में जल के स्रोत समाप्त हो चुके हैं या कम हो चुके हैं उन शहर का नाम व चित्र |
2. जल की कमी के कारण, वहाँ के लोगों की समस्याएँ
3. जल संरक्षण के उपाय |

सामग्री -पेस्टल शीट A4 साइज, रंगीन स्केच पैन ,रंग |

अग्नि / पृथ्वी सदन

भारत के किन्ही 4 राज्यों में पिछले 5-6 वर्षों में हुए भूस्खलन (Landslide) का कोलॉज बनाइए।

निर्देश -

- लेखन कार्य के लिए एक पत्रिका बनाइए जिसमे आप नीचे दिए गए विषयों की जानकारी लिखेंगे।
- लेखन कार्य के लिए लकीरों वाली शीट का प्रयोग करें।

- 1) भूस्खलन का कारण
- 2) भूस्खलन से होने वाले दुष्परिणाम
- 3) भूस्खलन को रोकने तथा प्रकृति को संरक्षित करने के उपाय

SUBJECT – Mathematics

Theme – Nurture the Nature

Mathematics is the science that deals with the logic of shape, quantity and arrangement. Math is all around us, in everything we do. It is the building block for everything in our lives.

All of us use the skills developed in Math classes to help solve tricky real-world or work-related problems, in our day-to-day life. It is thus essential to build a strong foundation of mathematical skills. Maths connections in daily life can be like managing money, recreational sport, home decorating and modelling, cooking, shopping, navigation & travel, and what not???

Before you start your journey with Math let's enjoy these lines:



Add the opportunities.....

Subtract the Errors.....

Multiply the Victories.....

Divide the Obstacles.....

Get ready to embark on this journey by following the given instructions:

- Make a thin practice notebook (square ruled)
- Write and learn the Tables of 6, 7, 8, 9(10 pages)
- Solve 2 questions each of four Basic operations (10 pages)
- Remember to do corrections of questions that you get incorrect!
- Write date on each page.
- Be ready to get a '**pat**' on the back and an appreciation note in the notebook from your parents for your **dedicated practice**.

• Do Learning Resource Book Pages – 1 to 9, 15, 99, 100

Important points to be noted –

1. **Project work** will carry 10 marks and will be evaluated as MA1 (Multiple Assessment) activity.
2. **Math Portfolio** – 5 marks -Math Lab file will be referred to assess child's work for Math Portfolio.

WORKSHEET – 1







NAME: _____ CLASS: IV SEC: _____ ROLL NO.: _____

TOPIC: Large Numbers

LEARNING OBJECTIVE:

- ❖ To enhance critical and analytical thinking.
- ❖ To develop problem solving skills.

Given below are leaves of different trees. Match the leaves with their names. If each of them represents the respective value, solve the questions that follow-

 = 1,00,000	<p>Strawberry leaf Banana leaf Papaya leaf Mango leaf Muskmelon leaf Apple leaf</p>	 = 10,000
 = 1,000		 = 100
 = 10		 = 1

Write the number formed (use commas) -

a.)      = _____

b.)       = _____

c.)      = _____

d.)       = _____

Do you know dried leaves are very important. Find more about this fact and write here-

WORKSHEET 2

NAME: _____ CLASS: IV SEC: _____ ROLL NO.: _____

TOPIC: Multiplication Tables

LEARNING OBJECTIVE:

- ❖ To recapitulate multiplication tables.
- ❖ To enable the students understand decoding.



This group of pandas has decided to sensitize children towards caring for their planet. They are holding a campaign and will be visiting the future generation of kids with a message. Now find the product of questions below. Use your answers to solve the code and read the secret message.

6	12	13	13	40	7	20	13	26	5
x6	x10	x7	x8	x3	x13	x2	x8	x3	x8
<input type="text"/>	<input type="text"/>	<input type="text"/>	<input type="text"/>	<input type="text"/>	<input type="text"/>	<input type="text"/>	<input type="text"/>	<input type="text"/>	<input type="text"/>

9	22	52	60	13	40	6	50	91	55
x4	x5	x2	x2	x7	x1	x8	x2	x1	x2
<input type="text"/>	<input type="text"/>	<input type="text"/>	<input type="text"/>	<input type="text"/>	<input type="text"/>	<input type="text"/>	<input type="text"/>	<input type="text"/>	<input type="text"/>

7	10	110	40	52	11	12	20	19
x5	x4	x1	x3	x2	x8	x4	x6	x5
<input type="text"/>	<input type="text"/>	<input type="text"/>	<input type="text"/>	<input type="text"/>	<input type="text"/>	<input type="text"/>	<input type="text"/>	<input type="text"/>

24	24	26	10	1	10
x2	x5	x4	x5	x91	x4
<input type="text"/>	<input type="text"/>	<input type="text"/>	<input type="text"/>	<input type="text"/>	<input type="text"/>

A	B	E	F	H	I	L	N	O	R	T	U
110	35	40	48	78	88	95	36	100	91	104	120

WORKSHEET – 3

NAME: _____ CLASS: IV SEC: _____ ROLL NO.: _____

TOPIC: Basic Operations

LEARNING OBJECTIVE:

- ❖ To revise basic operations.
- ❖ To develop analytical and problems solving skills.

Animals are a part of the natural world and play an important role in many ecosystems. They can have significant impacts on their environments and interact with other living and non-living things in various ways.

The picture below shows animals having fun with each other. Now, you are the referee of this game. Solve the sums and find the winner of this hip-hop race.

$24 \xrightarrow{\times 2} \quad \xrightarrow{\div 4} \quad \xrightarrow{- 2} \quad \xrightarrow{+ 4}$

$54 \xrightarrow{\div 6} \quad \xrightarrow{\times 5} \quad \xrightarrow{- 21} \quad \xrightarrow{+ 10}$

$72 \xrightarrow{- 9} \quad \xrightarrow{\div 7} \quad \xrightarrow{\times 9} \quad \xrightarrow{+ 11}$

$32 \xrightarrow{\times 4} \quad \xrightarrow{\div 8} \quad \xrightarrow{+ 20} \quad \xrightarrow{- 27}$

$40 \xrightarrow{\times 2} \quad \xrightarrow{\div 4} \quad \xrightarrow{- 4} \quad \xrightarrow{+ 4}$



And the winner is _____

ACTIVITY 1 & 2-TO BE DONE HOUSE WISE

ACTIVITY 1: “My Symmetrical Impressions”

THEME: Nurture the Nature

HOUSE: Agni & Neer

Learning Objectives:

- ❖ To comprehend basic mathematical concept.
- ❖ To appreciate the power and beauty of Mathematics for its application in science and arts.
- ❖ To recapitulate concept of symmetry.
- ❖ To research and learn more about leaves.

Material Required:

- 1) Colourful Clay – 2 pieces
- 2) Symmetrical leaves
- 3) Paints, Brushes

Instructions:

- Make a rectangular/ circular shape using clay.
- Collect the symmetrical leaves from the garden/ park.
- Imprint the leaves on the clay and let it dry for few hours.
- Paint the symmetrical leaf on the clay and write the plant/ tree name on the back of the clay.



ACTIVITY 2: “My World in a Box”

THEME: *Nurture the Nature*

HOUSE: *Prithvi & Vayu*

Learning Objectives:

- ❖ To acquire efficiency in sound mathematical applications within Mathematics and in other subject areas.
- ❖ To attain proficiency in fundamental mathematical skills.
- ❖ To recapitulate concept of plane and solid shapes.
- ❖ To experience joy and eagerness to learn.

Material Required:

- 1) Colourful Clay
- 2) Old shoe box
- 3) Paints, Brushes
- 4) Decoration material etc.

Instructions:

- Take an empty old shoe box and colour it according to the theme.
- Make shape animals, trees, insects etc. using clay.
- Try to use as many mathematical concepts as you can.
- Place them inside the shoe box and create an underwater scene or forest scene.
- Use your imagination to make it attractive and beautiful.
- You may also write a slogan on ‘Nurture the Nature’ inside it.
- Attached picture are for reference only.



SUBJECT – EVS

Earth is a beautiful living planet in the Universe and the common habitat of more than 7 billion human population and millions of species of biodiversity. Our Earth provides us with food, shelter and most of our requirements.

Despite unavoidable free services provided by the earth to humans, we are not able to pay back her kindness. Rather we humans are being cruel to Mother Earth with our selfish activities. Mahatma Gandhi said, “Earth provides enough to satisfy every man’s need, but not every man’s greed.”

Solutions to environmental problems are not impossible for superior creatures like humans, if we are committed. As young children & global citizens, you too have the responsibilities towards Mother Earth. Your first role in nature is to reduce your own carbon footprint via eco-friendly activities. Then, you can form a GREEN ORGANIZATION along with some other energetic people to raise awareness in your peer circle, neighbourhood & the community about environment sanitation by changing degradable wastes into compost manure & by following 3R principle (reduce, reuse & recycle) of non-degradable wastes.

GENERAL INSTRUCTIONS

1. Remember to write your name, class & section on each worksheet and project.
2. Do the work on your own with minimum help from your parents. Do not opt for any professional help.
3. **The worksheets are to be done by all the students.**
4. **Take full length pastel chart paper, Cut them horizontally.** Width of each strip should be 7 cm. Make 12-15 strips of beautiful and creative borders for bulletin boards.
5. Write in a neat and legible handwriting.
6. Revise whatever you have learnt in the classroom.
7. Don’t waste the resources.



EVS WORKSHEET - 1

NAME _____ CLASS – _____ SEC. _____ ROLL NO. _____



Look at the picture and complete the phrases.

be protect save recycle cut down
plant have throw away put



1. the planet.

7. bottles, cans & paper.

2. animals.

8. rubbish on the ground.

3. rubbish in the bin.

9. trees.

4. trees.

10. baths.

5. plastic bags.

11. glass in the green bin.

6. water.

12. green.

Worksheet – 2


NAME _____ CLASS – _____ SEC. _____ ROLL NO. _____

Topic- Environment

Fill in the blanks with the help of words given in the box below –

1. You can _____ old newspapers. You can use them again to make new paper.
2. _____ is something you throw away.
3. Coal and oil are _____.
4. _____ happens when too many trees are cut down.
5. A rise in _____ happens when lots of ice melts because of warmer temperature.
6. _____ want to protect the environment.
7. Deforestation will cause many animals to lose their _____, the place where they live.
8. When a kind of animal loses its habitat because of deforestation, it may become _____.
9. Air Pollution causes _____ which can result in global warming and stronger storms.
10. Drinking straw is _____. I will use it once and then throw it away.

extinct	Deforestation	Garbage	recycle	disposable	habitats
	fossil fuels		sea level	climate change	



WORKSHEET 3

NAME: _____ CLASS: IV SEC: _____ ROLL NO.: _____

THEME – Nurture the Nature

Note – For all the students

TOPIC: Technology and your health

LEARNING OBJECTIVE- To Enhance vocabulary and awareness amongst students.

Read the following text carefully.

I have believed for a while that mobiles, mobile phone masts and another technology is harmful to our health, due to the exposure of radiation. Scientists at the very least think mobile phones should be used as little as possible. They think it is better to be cautious about using mobiles and a lot of scientists believe they are harmful to your health. Mobile phones are particularly bad for children. The phone companies will tell you that they are safe. But remember they are selling a product so they are hardly going to put you off buying their product by telling you it is unsafe. Where there is a lot of money involved there tends to be corruption. So don't think that they or the government, who get a tax of the money from the use of masts and mobile phones that are put up, have your best interests in mind.



After all people said that smoking, asbestos, a medication called Thalidomide, pesticides and so on were either safe or wouldn't cause you serious harm. However they were wrong as they caused cancer, disability and terrible illnesses.

I think technology will be to the next generation what drink, smoking and drugs have been to previous generations. In fact research claims mobile phones could kill more people than smoking.

Wireless (wi-fi) can cause headaches, nausea, tiredness and memory loss in some people. Technology can be particularly hazardous if you are sensitive to it. We have so much technology now there is 24 hour television, computers, Nintendo games, phones and so on. It is not just mobiles but Dect phones (cordless) too and on top of all this there is wireless as well.

Electrical gadgets in the bedroom can also cause sleep problems. It is best to have no electronic items in your bedroom. But if you can't do without them at least make sure you don't have a computer, cordless phone or mobile in your bedroom or at least make sure that are turned off. Cordless phones emit a high amount of radiation this is because they have to be on all the time so that the phone can be charged up. If you didn't do this the phone wouldn't work. So keep your technology use to a limited amount of time each day. Particularly keep your use of mobile phones to a minimum and use a landline instead, because mobile phones can cause cancerous brain tumours if they are used for a long period of time over the years.

Always remember that your health is very important as you might find you are unable to return to good health once you have lost it.

Now attempt the below questions.

1.Name the gadgets that can cause sleep disorders.

2.Write few steps that you can take to protect yourself from health problems that can happen due to excessive use of mobile phones.

3.

A) Say who or what the following words refer to.		B) Match the equivalent words.	
1. they		1) a while	a. careful
2. they		2) harmful	b. secure
3. it		3) cautious	c. some time
4. them		4) safe	d. exhaustion
5. your 6. this		5) tiredness	e. release
7. it		6) emit	f. without wires
		7) wireless	g. dangerous

EVS PROJECT

THEME – Nurture the Nature

LEARNING OBJECTIVE: Fostering love for nature in children and encouraging them to preserve it.

Instructions-

For all students - Go on Nature walk daily. Observe the beauty of nature and collect things that attract you. Create your own 'Nature Journal' using 10-12 A4 size sheets. Cover page of the journal should have your name written by pasting twigs and flowers. On rest of the pages, you can have

- Sketches of observations
- leaf and tree rubbings with crayons
- nature poetry
- nature quotes
- statistics about nature (trees, insects you have seen, etc.)
- pressed flowers
- watercolour paintings
- seed samples
- photographs
- pictures of animal tracks and drawings of the animals who made the tracks, and so on.



Agni & Neer - Take a full-size plastic ball. Convert it into a globe using blue and green paper. Make a hole in it and tie a thread to hang it.

On a strip of paper write a slogan on 'Save Earth' in beautiful writing using coloured markers. Paste it across the centre of the globe. Prepare to speak 6-8 lines on ways to save earth.



Prithvi & Vayu - Use a full chart paper and coloured cutouts of different shapes. Write different ways in which you can help to save Planet Earth. Prepare to speak 6-8 lines on the topic.



SUBJECT – ART & CLAY



Book Era of Art

Pg nos. 21,24,34,40,41 and any one A3 size painting of any one of these folk art.

- Warli Art
- Madhubani Art
- Gond Art
- Doodle Art
- Pop Art

PHYSICAL EDUCATION

Here's a fun and engaging summer holidays homework plan for students-

1. **Daily Fitness Exercises with Family:**

This can include a mix of fun and engaging activities like jogging, cycling, swimming, playing outdoor games like football or basketball, and even indoor activities like dancing or yoga. You can create a weekly schedule with different activities to keep it interesting. Make a journal.

2. **Athlete Profile Assignment:**

My Favorite Sports Icon

* Students can do research and create a profile of their favorite athlete. They can include details about the athlete's career achievements, training regimen, diet, and mental preparation for their sport. This can be a great way for kids to learn about dedication, hard work, and healthy habits from their role models.

OR

3. **Sports Equipment Design:**By using waste material

Encourage students to design a new piece of sports equipment, such as a soccer ball with special features, a unique badminton racket, or an innovative swimming accessory. They can create a prototype using materials like cardboard, paper, or clay. This activity can foster creativity, problem-solving skills, and an understanding of the engineering behind sports equipment.

Both options provide a blend of physical activity, learning, and creativity, making the summer holiday program engaging and enriching for the kids.

Happy Holidays!